

TOWNSHIP OF RANDOLPH

2014 MUNICIPAL BUDGET



Introduced: March 20, 2014

TABLE OF CONTENTS

	<u>Page</u>		<u>Page</u>
Manager's Message	Yellow	Fire	25
		Fire Prevention Bureau	26
Organization Chart		Police	27
		County Dispatch	28
Statement of Operations	Schedule A	Rescue Squad	29
Fiscal Facts	Schedule B	Emergency Management	30
Sources of Revenue/Budget		LOSAP	31
Expenditures	Schedule C	TOTAL PUBLIC SAFETY	32
Summary Levy CAP Calculation	Schedule D		
1977 Appropriation CAP Calculation	Schedule E	Road Repairs & Maintenance	33
Summary of Revenues & Expenditures	1	Recycling	34
Revenues	2-3	Snow Removal	35
Reserve for Uncollected Taxes	4	Fleet Management	36
Tax Information	5	Sanitation	37
Surplus History	6	TOTAL PUBLIC WORKS	38
Administrative and Executive	7	Parks, Rec., Community Services	39
Municipal Clerk	8	Celebration of Public Events	40
Assessment of Taxes	9	Landmarks	41
Financial Administration	10	Municipal Alliance	42
Revenue Collections	11	TOTAL COMMUNITY PROGRAMS	43
Audit	12		
Legal	13	Maintenance of Library	44
Municipal Court	14	Statutory Charges	45
Engineering	15	Accumulated Leave	46
Building & Grounds	16	Insurance	47
Utilities	17	Debt Services	48
Planning Board/Board of Adjustments	18	Contingent	49
MIS	19	Federal and State Grants	50
Economic Development	20	Capital Outlay	51
Health	21	Capital Improvements	52
Code Enforcement	22	Deferred Charges	53
Electrical Inspections	23		
TOTAL GENERAL GOV.	24	Water & Sewer – Statement of Operations	Sch A
		Water and Sewer	Green
		Employee Listing	Pink

Council

Itr. #10-2014

TO: Council Members

FROM: John C. Lovell, Township Manager

DATE: March 10, 2014

RE: 2014 Municipal Budget and Water/Sewer Budget Message

“THE RANDOLPH TOWNSHIP MUNICIPAL ORGANIZATION STRIVES TO MAKE THE TOWNSHIP OF RANDOLPH THE BEST IT CAN BE BY PROVIDING EFFECTIVE GOVERNANCE, ENHANCED CUSTOMER SERVICES AND EXCELLENT COMMUNITY FACILITIES”

We are guided in our decisions by this Mission Statement.

The 2014 Municipal Budget and Capital Improvement Program represents a guiding policy of the Township Council and municipal staff to chart a pragmatic fiscal course for Randolph that looks to our community’s future. To that end, the municipal budget reflects a number of policy decisions that will continue to ensure fiscal stability at a time when many levels of government are embracing greater levels of debt so as to avoid difficult decisions.

Members of the Township Council are challenged at the beginning of the annual budget review process to consider four (4) questions when making decisions:

1. Will this action compound (increase) Randolph’s budget challenges in 2015 and beyond?

2. How does the value of the reduction comport with the expectations placed on the municipal organization by the public?
3. If this expenditure is deferred for a year, can and will the township catch up in the future?
4. Will this decision make Randolph a stronger community, five years from now?

Randolph is a service-based organization. Many of the Township's expenditures are driven by the workforce, employed to sustain a variety of activities from public safety to recreation. In 1998 the Township employed 140 full-time employees. Today the budget provides for 121 employees. Over the course of years, Randolph has focused its resources on enhancing vital services. The Township has sought to achieve efficiencies through privatization and shared services with Morris County and neighboring communities.

Randolph finished 2013 in a solid financial position. Our town is about to embark on several years of modest growth, ending a four year stretch of declining ratables due to tax appeals. A number of commercial tax appeals are still awaiting processing by the NJ Tax Court, but the quantity of appeals being filed is down and, in turn, Randolph's fiscal exposure is declining. Of importance, several new development projects will be underway in 2014, once again, growing the Township's ratable base.

The 2014 Municipal Budget follows a Randolph tradition of falling below state-mandated caps. The budget is \$38,381 below the 2% Tax Levy Cap and \$113,453 below the 1977 Appropriation Cap calculation for municipal budget appropriations.

The Municipal Budget and Capital Improvement Program totals \$28,952,905. The Water and Sewer Fund appropriations will total \$6,899,437. The water and sewer budgets are separated as these operations are fully funded through user fees collected from water customers and sewer customers. The below chart provides a five-year budget history.

		<u>Municipal Budget</u>	<u>Water & Sewer</u>
2010	\$	26,407,304.00	\$ 7,725,603.00
2011	\$	26,875,296.00	\$ 7,782,331.00
2012	\$	27,748,088.00	\$ 7,402,163.00
2013	\$	28,433,914.00	\$ 7,186,137.00
2014		\$ 28,952,905.00	\$ 6,899,437.00

MUNICIPAL BUDGET APPROPRIATIONS

The next chart presents a summary of how appropriations are divided within the operating budget exclusive of the water and sewer funds.

	<u>2013</u>	<u>2014</u>
Salaries	\$ 9,212,726	\$ 9,330,629
Health Ins./Workers Comp.	\$ 3,916,662	\$ 3,937,000
Pensions	\$ 1,545,604	\$ 1,596,911
FICA	\$ 531,000	\$ 538,000
Retirement/LOSAP	\$ 275,000	\$ 275,000
SUBTOTAL	\$15,480,992	\$15,677,540
General Operating Expenses	\$ 6,273,994	\$ 6,450,527
Debt/Capital/Outlay/Deferred	\$ 2,492,885	\$ 2,802,626
Public Library	\$ 976,635	\$ 954,651
Reserve for Uncollected Taxes	\$ 3,209,408	\$ 3,067,561
TOTAL	\$28,433,914	\$28,952,905

The 2014 budget is increasing by a total of \$518,991 or 1.83% over the prior year.

In late 2013, the Morris County Board of Taxation issued an order to Randolph requiring the Assessor to update and digitize tax maps in 2014. This order further specified that Randolph must undertake a full revaluation of all properties to be delivered in the fall of 2016. The combined costs of these two projects will approach \$800,000. The Council, as a part of the budget review, embraced the concept of funding both projects with cash as opposed to issuing debt and deferring the payments to a later date. The 2014 capital outlay program is increased by \$185,000 to fully fund the tax map project. An additional \$275,000 has been reserved from Randolph's end of year surplus in order to fund the upcoming revaluation. Our leaders look forward to the 2015 budget in order to raise the \$340,000 balance and, in turn, fully fund this significant financial obligation with cash.

The Reserve for Uncollected Taxes is required to ensure that the Township collects an adequate level of taxes to meet municipal, county and school operations. The Reserve covers current year tax cancellations due to appeals as well as non-payment of taxes. The Reserve has been reduced by \$141,847 reflecting a strong rate of collections in 2013 as well as the expectation that the liability associated with tax appeals will decline in 2014 and beyond.

To the credit of the municipal organization, the Randolph Council and employees have endeavored to maintain excellent service levels that help define Randolph's quality of life for some 25,000 residents. This mindset continues in 2014 as we strive for excellence.

MUNICIPAL BUDGET REVENUES

The Township is seeing signs of an economic recovery with rising property values and approved development projects beginning construction. As a result of these signs, the Township anticipates revenue performance to continue to strengthen during the 2014 year.

Since the 1990's, Randolph has undergone a steady upward progression in its dependence on local taxes to fund an ever-growing percentage of the municipal budget. Over the course of years, the Township has adjusted to a reduced level of funding from the state, historically referred to as Gross Receipts and Franchise Taxes. State revenue sharing now known as Energy Tax/CMPTRA was held even for the 2014 year.

The below chart tracks revenues as a percentage of the budget for comparison purposes below:

	<u>2013</u>	<u>2014</u>
State Aid	6.50%	6.38%
Local Fees, Fines & Interest	11.95%	11.33%
Surplus	8.97%	10.00%
Delinquent Taxes	3.87%	3.28%
Library Tax	5.00%	4.86%
Municipal Tax	63.71%	64.15%

The municipal tax rate including the Reserve for Uncollected Taxes, as well as the Library Tax and Open Space/Parks Development Tax necessary to support the municipal organization, is increasing by 2.7% for the 2014 year. The increase of .019 cents will generate \$550,000 in additional taxes allowing Randolph to meet its obligations. The impact on the average assessed residential structure (\$335,400.00 with an estimated market value of \$487,855.00) is \$63.73 for the year, or approximately \$5.31 per month. A comparison of the 2014 local rate against 2013 follows:

		<u>2013</u>	<u>2014</u>
Municipal	0.623		0.641
Library	0.050		0.049
Open Space		<u>0.028</u>	<u>0.030</u>
TOTAL	0.701		0.720

Members of the Township Council challenged the Manager and Chief Financial Officer to consider options for achieving a budget with no change to the tax rate. The unintended consequences of a levy cap, combined with limited future growth in Randolph's ratable base limit the Township to three options:

- 1) Increase the use of debt for projects being funded with cash.
- 2) Reduce appropriations and service levels below community expectations
- 3) Drawdown surpluses - used each year to offset and stabilize the following year's tax rate.

A combination of the first and last options would have profound impacts on Randolph's financial standing by 2017 and negate the principal of ensuring long-term stability embraced by the Randolph Council. Exercising the second option contradicts the mission statement guiding the municipal organization.

In summary, Randolph's long term fiscal stability, combined with the delivery of core services to our public are guiding principles, greatly valued by elected officials. Our long term commitment to fiscal stability will be preserved by the modest uptick in the local municipal rate.

WATER AND SEWER

Both the Water Fund and Sewer Fund are in excellent financial condition.

The Water Fund continues to benefit from a rate increase approved by the Council in 2012 which stabilized the fund and ended a several year decline in revenues. At the end of 2013, a Fund balance of \$409,844.26 exists.

Randolph acquires water through the Morris County Municipal Utilities Authority and distributes the water to 5,685 customers. The 2014 budget allocates \$2,825,932 for the operation of Randolph's public water system.

Two very important goals for 2014 follow:

- ❖ Continue the trend of accounting for a minimum of 95% of water purchased from the Morris County Municipal Authority through; large meter replacements, ongoing system-wide leak monitoring, aggressive repairs and the upgrade/replacement of cast iron water mains.
- ❖ Undertake a Water System Master Plan updating the 1999 plan to provide guidance on and the prioritization of future capital improvements to water infrastructure.

The Sewer Fund ended 2013 with a fund balance of \$5,461,204.62. The sewer fund will be depleting its surplus over the next decade as Randolph pays down debt incurred for the three phases of the Butterworth initiative. Additionally, the Township must be aggressive in the rebuilding of aging sewer pump stations, a major capital initiative for the years to come.

The 2014 sewer appropriation of \$4,073,505 includes a cushion in anticipation of the pending Jersey City v Rockaway Valley Regional Sewer Authority (RVRSA) litigation. Currently, Randolph provides service for 3,908 sewer customers.

SUMMARY

In closing, it is my belief that the budget appropriations and revenue projections as contained in the 2014 budget for Randolph will enable the Township to meet the public's demand and need

for services. Further, the budget is structured in a fiscally responsible manner to ensure the financial well-being of the Randolph municipal government beyond the current year.

Randolph benefits from elected officials and professionals who have employed long-term conservative strategies for the town's fiscal management. The municipality continues to enjoy the AAA credit rating achieved in 2010 as a result of forward looking fiscal policies.

On a personal note, Randolph's Chief Financial Officer, Michael Soccio, retired on February 28th after three decades of guiding our community's finances. We owe Michael our sincere gratitude for a job well done.

I will be joining Michael as a retiree prior to the actual adoption of this budget on April 24th. I wish to thank Councils past and present for their exceptional commitment to good governance. A great deal has been accomplished in Randolph and I am indebted to a great staff and the continuing support received from the citizens of Randolph.

Thank you.

cc: Department Heads

TOWNSHIP OF RANDOLPH

Organization Chart



Township Council

Auditor

Judge

Township Manager

Township Clerk

Attorney

**Parks, Recreation and
Community Services**

**Fire /
Emergency Management**

Finance
Finance
Tax Assessor
Tax Collector
Municipal Court

Administration
Manager's Office
Purchasing / MCCPC / MIS
Clerk's Office
Engineering
Planning / Zoning / GIS

**Health and
Code Enforcement**

Public Works
DPW
Water and Sewer

**Police
and
Rescue**


**TOWNSHIP OF RANDOLPH
STATEMENT OF OPERATIONS - 2013**

Revenue and Other Income Realized		
	2013 TOWNSHIP	2012 TOWNSHIP
Fund Balance Utilized	\$2,550,000.00	\$2,425,000.00
Miscellaneous Revenue Anticipated	\$5,775,615.75	\$5,726,974.94
Receipts from:		
Delinquent Taxes	\$968,852.24	\$1,182,227.40
Current Taxes	\$99,915,506.69	\$98,044,254.66
Nonbudget Revenue	\$521,893.56	\$593,504.36
Other Credits to Income:		
Unexpended Balance of Appropriation Reserves	\$1,063,856.26	\$837,507.06
Accounts Payable Cancelled	\$164.50	\$208.74
Tax Overpayments Cancelled	\$60.27	\$71.61
Federal & State Grant Reserves Cancelled	\$557.94	
Total Income	\$110,796,507.21	\$108,809,748.77
Expenditures		
Budget Appropriations for Municipal Purpose	\$25,526,836.53	\$24,829,142.30
County Taxes	\$10,708,872.25	\$10,846,470.85
Local School District Taxes	\$70,239,283.00	\$68,953,016.50
Dedicated Open Space and Recreation	\$812,844.00	\$728,139.00
Reserve for Settlement - Tax Appeals	\$324,186.98	\$600,000.00
Senior Citizens Disallowed	\$1,647.26	
Federal & State Grant Receivable Cancelled	\$10,000.00	
Refund of Prior Year Revenue	\$12,903.89	\$647.00
Total Expenditures	\$107,636,573.91	\$105,957,415.65
Excess In Revenue	\$3,159,933.30	\$2,852,333.12
Fund Balance		
Balance January 1	\$3,571,351.22	\$3,144,018.10
	\$6,731,284.52	\$5,996,351.22
Decreased by:		
Utilized as Anticipated Revenue	-\$2,550,000.00	-\$2,425,000.00
Fund Balance December 31	\$4,181,284.52	\$3,571,351.22

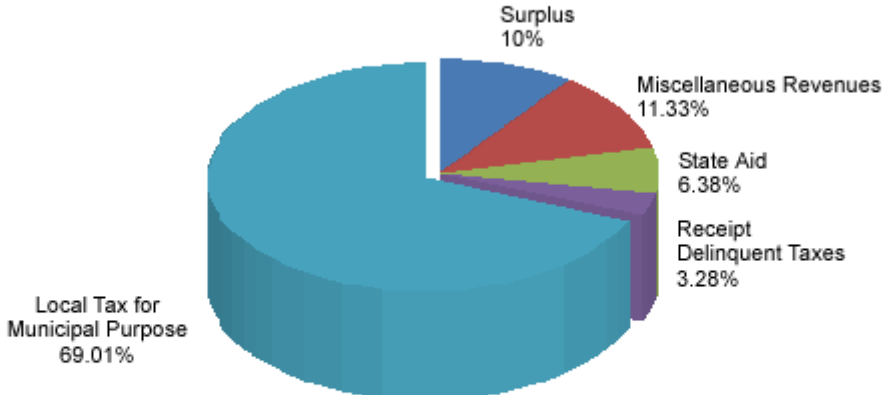
FISCAL FACTS

YOUR TAX DOLLARS

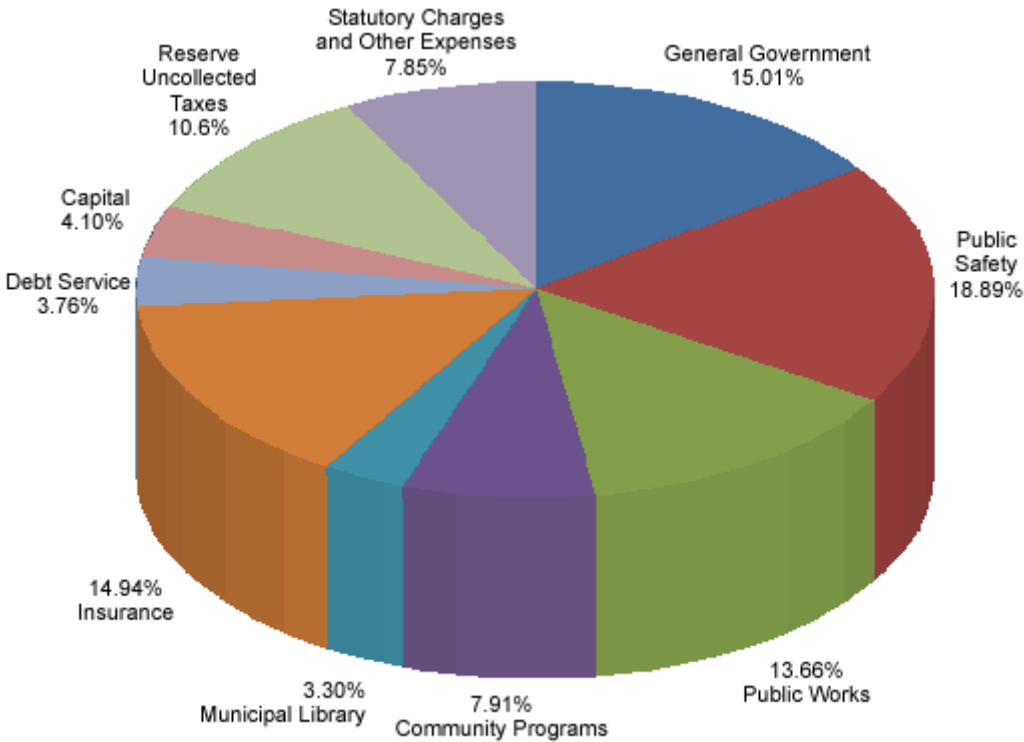
The property tax is divided among the Randolph Board of Education, the County of Morris, and the Township. The chart below illustrates the percentage that each of the jurisdictions receives in 2014 from the average taxpayer in the Township.



Sources of Revenues



Budget Expenditures



The instructions can be found on the Instruction Tab of the workbook.			
Summary Levy Cap Calculation			
	MUNICIPALITY	COUNTY	EXAMINER
1432	Randolph Township	Morris	
Model Tax Levy Calculation Worksheet			
Levy Cap Calculation			
	Prior Year Amount to be Raised by Taxation for Municipal Purposes		\$18,114,803
	Cap Base Adjustment (+/-)		\$0
	Less: Prior Year Deferred Charges to Future Taxation Unfunded		\$0
	Less: Prior Year Deferred Charges: Emergencies		\$0
	Less: Prior Year Recycling Tax		\$5,100
	Less: Changes in Service Provider: Transfer of Service/ Function		\$0
	Net Prior Year Tax Levy for Municipal Purpose Tax for Cap Calculation		\$18,109,703
	Plus: 2% Cap increase		\$362,194
	Adjusted Tax Levy		\$18,471,897
	Plus: Assumption of Service/ Function		\$0
	Adjusted Tax Levy Prior to Exclusions		\$18,471,897
	Exclusions:		
	Allowable Shared Service Agreements Increase	\$0	
	Allowable Health Insurance Cost Increase	\$0	
	Allowable Pension Obligations Increase	\$54,835	
	Allowable LOSAP Increase	\$0	
	Allowable Capital Improvements Increase	\$52,500	
	Allowable Debt Service, Capital Leases and Debt Service Share of Cost Increases	\$0	
	Recycling Tax Appropriation	\$0	
	Deferred Charges to Future Taxation Unfunded	\$0	
	Current Year Deferred Charges: Emergencies	\$0	
	Add Total Exclusions		\$107,335
	Less Cancelled or Unexpended Exclusions		\$36,673
	Adjusted Tax Levy After Exclusions		\$18,542,559
	Additions:		
	New Ratables - Increase in Valuations (New Construction and Additions)	\$11,242,100	
	Prior Year's Local Municipal Purpose Tax Rate (per \$100)	\$0.623	
	New Ratable Adjustment to Levy		\$70,038
	2011 Cap Bank Utilized in 2014		\$0
	2012 Cap Bank Utilized in 2014		\$0
	2013 Cap Bank Utilized in 2014		\$0
	Amounts approved by Referendum		\$0
	Maximum Allowable Amount to be Raised by Taxation		\$18,612,597
	Amount to be Raised by Taxation for Municipal Purposes		\$18,574,216
	Amount to be Raised by Taxation for Municipal Purposes Under/Over Cap (+/-)		\$38,381

TOWNSHIP OF RANDOLPH
 2014 - 1977 CAP CALCULATION - 3.5% INCREASE

Total General Appropriations for 2013		\$35,620,051.00
Cap Base Adjustment		\$0.00
Subtotal		<u>\$35,620,051.00</u>
Exceptions Less:		
Total Other Operations	\$4,242,131.00	
Total Interlocal Service Agreements	\$252,984.00	
Total Public-Private offset	\$18,305.00	
Total Capital Improvement	\$2,361,000.00	
Total Debt Service	\$2,036,870.00	
Total Deferred Charges	\$143,400.00	
Reserve for Uncollected Taxes	\$3,209,408.00	
Total Exceptions		<u>\$12,264,098.00</u>
Amount of Which % Cap is Applied		\$23,355,953.00
3.50% Cap		<u>\$817,458.36</u>
Allowable Operating Appropriations before Additional Exceptions Per (N.J.S.A. 40A:4-45.3)		<u>\$24,173,411.36</u>

2012 Bank		\$448,264.00
2013 Bank		\$341,458.00

2014 Budget:		
Township	\$28,952,905.00	
Water and Sewer	\$6,899,437.00	
Total 2014 Budget		<u>\$35,852,342.00</u>
Exceptions Less:		
Municipal Library	\$1,406,764.00	
Water and Sewer - Service Agreements	\$2,872,000.00	
LOSAP	\$150,000.00	
Interlocal Service Agreements	\$306,984.00	
State and Federal Grants	\$13,498.00	
Capital Improvements	\$2,413,500.00	
Debt Service	\$1,437,077.00	
Deferred Charges	\$125,000.00	
Reserve for Uncollected Taxes	\$3,067,561.00	
Total Exceptions		<u>\$11,792,384.00</u>
Allowable Appropriations		<u>\$24,059,958.00</u>

SUMMARY OF REVENUE AND EXPENDITURES

REVENUES	2013 Budget	2014 Proposed Budget	Difference	% Change
Surplus to Support Budget	\$2,550,000	\$2,894,000	\$344,000	13.49%
Miscellaneous Revenues	\$3,125,786	\$3,010,438	-\$115,348	-3.69%
State Aid	\$1,847,005	\$1,847,005	\$0	0.00%
Interlocal Service Agreements	\$252,984	\$256,984	\$4,000	1.58%
Federal and State Grants	\$18,305	\$13,498	-\$4,807	-26.26%
Receipt from Delinquent Taxes	\$1,100,000	\$950,000	-\$150,000	-13.64%
Local Tax for Municipal Purpose	\$18,114,803	\$18,574,216	\$459,413	2.54%
Local Tax for Municipal Library	\$1,425,031	\$1,406,764	-\$18,267	-1.28%
TOTAL REVENUES	\$28,433,914	\$28,952,905	\$518,991	1.83%

EXPENDITURES	2013 Budget	2014 Proposed Budget	Difference	% Change
General Government:				
Salary and Wages	\$2,145,015	\$2,183,400	\$38,385	1.79%
Other Expenses	\$1,820,607	\$1,898,643	\$78,036	4.29%
Public Safety:				
Salary and Wages	\$4,335,528	\$4,404,629	\$69,101	1.59%
Other Expenses	\$941,318	\$971,844	\$30,526	3.24%
Public Works:				
Salary and Wages	\$1,478,192	\$1,496,846	\$18,654	1.26%
Other Expenses	\$2,219,200	\$2,288,000	\$68,800	3.10%
Community Programs:				
Salary and Wages	\$1,253,991	\$1,245,754	-\$8,237	-0.66%
Other Expenses	\$1,036,148	\$1,043,440	\$7,292	0.70%
Total Salary and Wages	\$9,212,726	\$9,330,629	\$117,903	1.28%
Total Other Expenses	\$6,017,273	\$6,201,927	\$184,654	3.07%
Total Operations	\$15,229,999	\$15,532,556	\$302,557	1.99%
Municipal Library	\$976,635	\$954,651	-\$21,984	-2.25%
Statutory Charges	\$2,076,604	\$2,134,911	\$58,307	2.81%
Insurance	\$4,304,978	\$4,322,000	\$17,022	0.40%
Debt Service	\$1,058,985	\$1,088,126	\$29,141	2.75%
Contingent	\$100	\$100	\$0	0.00%
Federal and State	\$18,305	\$13,500	-\$4,805	-26.25%
Capital Outlay	\$244,500	\$526,000	\$281,500	115.13%
Capital Improvement	\$1,171,000	\$1,188,500	\$17,500	1.49%
Deferred Charges	\$143,400	\$125,000	-\$18,400	-12.83%
Reserve Uncollected Taxes	\$3,209,408	\$3,067,561	-\$141,847	-4.42%
TOTAL EXPENDITURES	\$28,433,914	\$28,952,905	\$518,991	1.83%

\$0

REVENUES	REALIZED IN CASH 2011	REALIZED IN CASH 2012	ANTICIPATED 2013	REALIZED IN CASH 2013	2014 PROPOSED BUDGET	% INCREASE/ DECREASE
GENERAL REVENUES:						
Surplus - Township:						
Surplus Anticipated (surplus used for revenues to support budget)	\$1,975,000	\$2,425,000	\$2,550,000	\$2,550,000	\$2,894,000	13.49%
LICENSES AND FEES						
Construction Codes	\$287,683	\$536,025	\$275,000	\$360,845	\$293,000	6.55%
Fire Prevention	\$41,175	\$42,330	\$40,000	\$54,805	\$50,000	25.00%
Uniform Fire Code - LH	\$43,219	\$35,734	\$37,616	\$44,440	\$40,072	6.53%
Electrical Inspections (3rd Party)	\$61,066	\$113,225	\$65,000	\$111,210	\$70,000	7.69%
Planning/Board of Adjustment	\$81,548	\$107,573	\$80,000	\$235,958	\$85,066	6.33%
Engineering	\$160,591	\$123,214	\$120,000	\$113,082	\$110,000	-8.33%
Mulch	\$21,515	\$19,490	\$19,000	\$15,600	\$15,000	-21.05%
Recreation	\$1,393,867	\$1,405,294	\$1,400,000	\$1,342,607	\$1,300,000	-7.14%
Municipal Court	\$292,836	\$234,661	\$230,000	\$255,184	\$250,000	8.70%
Health Licenses	\$35,275	\$31,365	\$30,000	\$33,540	\$30,000	0.00%
Health Fees	\$75,002	\$66,720	\$65,000	\$72,899	\$65,000	0.00%
Registrar Licenses	\$327	\$306	\$300	\$315	\$300	0.00%
Registrar Fees	\$26,900	\$25,805	\$25,000	\$26,685	\$25,000	0.00%
Clerk - Alcoholic Beverages Licenses	\$47,840	\$46,840	\$46,000	\$46,840	\$46,000	0.00%
Clerk Licenses	\$2,458	\$4,135	\$3,000	\$4,245	\$3,000	0.00%
Clerk Fees	\$6,236	\$13,145	\$10,000	\$5,091	\$5,000	-50.00%
Police	\$16,033	\$11,276	\$10,000	\$10,499	\$10,000	0.00%
Interest on Deposits	\$84,107	\$51,230	\$50,000	\$36,541	\$35,000	-30.00%
Interest and Cost on Taxes	\$284,033	\$288,772	\$274,870	\$231,294	\$230,000	-16.32%
Cable Television Franchise	\$145,437	\$331,316	\$325,000	\$329,207	\$325,000	0.00%
Reserve - Sale of Municipal Assets	\$0	\$27,846	\$20,000	\$20,000	\$23,000	15.00%
Sub Total Misc.Revenues	<u>\$3,107,148</u>	<u>\$3,516,302</u>	<u>\$3,125,786</u>	<u>\$3,350,887</u>	<u>\$3,010,438</u>	<u>-3.69%</u>
STATE AID:						
Watershed Moratorium Offset Aid	\$33,088	\$16,544	\$16,544	\$16,544	\$16,544	0.00%
Consolidated Municipal Tax Relief	\$161,869	\$98,750	\$62,280	\$62,280	\$62,280	0.00%
Energy Receipts	\$1,668,592	\$1,731,711	\$1,768,181	\$1,768,181	\$1,768,181	0.00%
Sub Total Misc.Revenues	<u>\$1,863,549</u>	<u>\$1,847,005</u>	<u>\$1,847,005</u>	<u>\$1,847,005</u>	<u>\$1,847,005</u>	<u>0.00%</u>

	REALIZED IN CASH 2011	REALIZED IN CASH 2012	ANTICIPATED 2013	REALIZED IN CASH 2013	2014 PROPOSED BUDGET	% INCREASE/ DECREASE
INTERLOCAL SERVICE AGREEMENTS:						
Rockaway Borough Health Agreement	\$141,000	\$141,000	\$144,528	\$144,528	\$144,528	0.00%
Roxbury Township Health Agreement	\$60,045	\$60,064	\$60,000	\$64,099	\$64,000	6.67%
Mine Hill Township Health Agreement	\$46,652	\$46,652	\$48,456	\$48,456	\$48,456	0.00%
Sub-Total Interlocal Service Agreements	\$247,697	\$247,716	\$252,984	\$257,083	\$256,984	1.58%
STATE AND FEDERAL GRANTS OFF-SET WITH APPROPRIATIONS:						
Drunk Driving Enforcement Funds					\$4,346	
Municipal Alliance	\$20,505	\$20,505	\$18,305	\$18,305	\$9,152	-50.00%
Sub-Total Misc. Revenues						
Off-set with Appropriations	\$20,505	\$20,505	\$18,305	\$18,305	\$13,498	-26.26%
30.01 Receipts from Delinquent Taxes	\$1,314,025	\$1,182,227	\$1,100,000	\$968,852	\$950,000	-13.64%
Sub-Total General Revenues	\$8,527,924	\$9,238,755	\$8,894,080	\$8,992,132	\$8,971,925	0.88%
PROPERTY TAXES:						
Property Tax Support of Municipal Appropriations	\$18,175,412	\$19,052,056	\$18,114,803	\$19,938,884	\$18,574,216	2.54%
Municipal Library	\$1,527,444	\$1,478,957	\$1,425,031	\$1,425,031	\$1,406,764	-1.28%
TOTAL REVENUES	\$28,230,780	\$29,769,768	\$28,433,914	\$30,356,047	\$28,952,905	1.83%

RESERVE FOR UNCOLLECTED TAXES

The required amount for the reserve for uncollected taxes is affected by the percentage of taxes collected the previous year and the total amount of taxes levied, including school and county taxes. Actual collection figures for the past 10 years are as follows:

<u>YEAR</u>	<u>PERCENTAGE COLLECTED</u>	<u>TAX LEVIED</u>
2004	98.86%	\$73,352,912
2005	98.65%	\$77,108,649
2006	98.86%	\$82,058,840
2007	98.44%	\$85,614,788
2008	98.43%	\$88,847,489
2009	98.35%	\$91,036,949
2010	98.17%	\$94,390,261
2011	98.33%	\$97,774,958
2012	98.43%	\$99,613,553
2013	98.49%	\$101,442,810

TOTAL ESTIMATED TAX LEVIES

Board of Education	\$72,152,570
County	\$10,982,259
Municipal	\$18,574,216
Library	\$1,406,765
Open Space/Recreation	<u>\$869,308</u>
TOTAL ESTIMATED LEVY	\$103,985,118
LESS CASH REQUIRED (percentage of total levy not exceeding 97.05%)	\$100,917,557

RESERVE FOR UNCOLLECTED TAXES

School	2.95%	\$2,128,501
County	2.95%	\$323,977
Municipal	2.95%	\$547,939
Library	2.95%	\$41,500
Open Space/Recreation	2.95%	<u>\$25,645</u>
TOTAL RESERVE FOR UNCOLLECTED TAXES		\$3,067,561

Note: Normal 1% = \$2,610,026.

Adjustment for Current Year State and County Appeals \$457,535.

**PROPERTY TAX REVIEW
BUDGET AND ASSESSMENT COMPARISON**

<u>YEAR</u>	<u>BUDGETED AMOUNT</u>	<u>INCREASE OVER PREVIOUS YEAR</u>	<u>% INCREASE</u>	<u>ASSESSED VALUE</u>	<u>INCREASE OVER PREVIOUS YEAR</u>	<u>% INCREASE</u>
2005	\$22,130,760	\$470,260	2.17%	\$2,855,284,138	\$32,833,274	1.16%
2006	\$23,783,854	\$1,653,094	7.47%	\$2,882,943,638	\$27,659,500	0.97%
2007	\$25,429,305	\$1,645,451	6.92%	\$2,904,754,222	\$21,810,584	0.76%
2008	\$26,347,446	\$918,141	3.61%	\$2,910,303,249	\$5,549,027	0.19%
2009	\$26,693,887	\$346,441	1.31%	\$2,918,426,557	\$8,123,308	0.28%
2010	\$26,407,304	-\$286,583	-1.07%	\$2,925,691,382	\$7,264,825	0.25%
2011	\$26,875,296	\$467,992	1.77%	\$2,921,150,063	-\$4,541,319	-0.16%
2012	\$27,748,088	\$872,792	3.25%	\$2,912,554,348	-\$8,595,715	-0.29%
2013	\$28,433,914	\$685,826	2.47%	\$2,903,013,353	-\$9,540,995	-0.33%
2014	\$28,952,905	\$518,991	1.83%	\$2,897,693,579	-\$5,319,774	-0.18%

PROPERTY TAX LEVY COMPARISON

	<u>2010</u>	<u>2011</u>	<u>2012</u>	<u>2013</u>	<u>2014</u>	<u>INCREASE</u>
Municipal	\$16,037,348	\$16,996,859	\$17,504,452	\$18,114,803	\$18,574,216	2.54%
Municipal Library	\$1,589,948	\$1,527,444	\$1,478,957	\$1,425,031	\$1,406,765	-1.28%
Open Space/Recreation	\$731,423	\$730,288	\$728,139	\$812,844	\$869,308	6.95%
TOTAL	\$94,303,536	\$97,741,020	\$99,501,038	\$101,284,233	\$103,985,118	2.67%

ESTIMATED REAL ESTATE TAX RATE

	<u>2010 Tax Rate</u>	<u>2011 Tax Rate</u>	<u>2012 Tax Rate</u>	<u>2013 Tax Rate</u>	<u>2014 Tax Rate</u>	<u>2013-2014 Increase/ Decrease</u>	<u>% Increase</u>
Municipal	\$0.548	\$0.581	\$0.601	\$0.623	\$0.641	\$0.01800	2.89%
Municipal Library	\$0.054	\$0.051	\$0.050	\$0.050	\$0.049	-\$0.00100	-2.00%
Open Space/Recreation	\$0.025	\$0.025	\$0.025	\$0.028	\$0.030	\$0.00200	7.14%
TOTAL	\$0.627	\$0.657	\$0.676	\$0.701	\$0.720	\$0.019	2.71%

ESTIMATED TAX COMPARISON

	<u>Average Home \$335,400</u>	<u>Average Home \$335,400</u>	<u>Average Home \$335,400</u>	<u>Average Home \$335,400</u>	<u>Average Home \$335,400</u>	<u>2013-2014 Incr. or (Decr.)</u>
	<u>2010</u>	<u>2011</u>	<u>2012</u>	<u>2013</u>	<u>Estimated 2014</u>	
Municipal	\$1,837.99	\$1,948.67	\$2,015.75	\$2,089.54	\$2,149.91	\$60.37
Library	\$181.12	\$171.05	\$167.70	\$167.70	\$164.35	(\$3.35)
Open Space	\$83.85	\$83.85	\$83.85	\$93.91	\$100.62	\$6.71
TOTAL	\$2,102.96	\$2,203.58	\$2,267.30	\$2,351.15	\$2,414.88	\$63.73

**BUDGET SURPLUS
10 YEAR HISTORY**

<u>YEAR</u>	<u>TOTAL BUDGET</u>	<u>SURPLUS DEC 31</u>	<u>SURPLUS UTILIZED NEXT YEARS BUDGET</u>	<u>RESERVE FOR REVALUATION</u>	<u>SURPLUS BALANCE</u>
2004	\$21,660,500	\$3,256,409	\$2,550,000		\$706,409
2005	\$22,130,760	\$3,292,431	\$2,400,000		\$892,431
2006	\$23,783,854	\$3,793,807	\$2,845,000		\$948,807
2007	\$25,462,823	\$3,834,674	\$3,032,000		\$802,674
2008	\$26,347,446	\$3,474,826	\$2,675,000		\$799,826
2009	\$26,693,887	\$2,918,104	\$2,116,000		\$802,104
2010	\$26,407,304	\$2,702,908	\$1,975,000		\$727,908
2011	\$26,875,296	\$3,144,018	\$2,425,000		\$719,018
2012	\$27,748,088	\$3,571,431	\$2,550,000		\$1,021,431
2013	\$28,433,914	\$4,181,285	\$2,894,000	\$275,000	\$1,012,285

**TOWNSHIP OF RANDOLPH
5 YEAR ANALYSIS - SURPLUS ANTICIPATED/TOTAL BUDGET**

<u>YEAR</u>	<u>SURPLUS ANTICIPATED</u>	<u>BUDGET</u>	<u>% OF BUDGET</u>
2014	\$2,894,000	\$28,952,905	10.00% *
2013	\$2,550,000	\$28,433,914	8.97%
2012	\$2,425,000	\$27,748,088	8.74%
2011	\$1,975,000	\$26,875,296	7.35%
2010	\$2,116,000	\$26,407,304	8.01%

* Anticipating \$185,000 of Surplus to cover the Tax Map Updates for the Revaluation.

**TOWNSHIP OF RANDOLPH
SURPLUS UTILIZED/SURPLUS REGENERATED**

<u>YEAR</u>	<u>SURPLUS UTILIZED</u>	<u>PRIOR YEAR SURPLUS REGENERATED</u>
2014	\$2,894,000	\$3,159,933
2013	\$2,550,000	\$2,852,333
2012	\$2,425,000	\$2,416,109
2011	\$1,975,000	\$2,200,804
2010	\$2,116,000	\$2,118,277

Administrative and Executive

Budget	2011 Actual	2012 Actual	2013 Budget	2013 Estimated Expenditures	2014 Budget Request	Manager's Adjustment	2014 Budget	% Change 2013 Budget/ 2014 Budget	% Change 2013 Est. Exp./ 2014 Budget
Salary and Wages - Regular	\$258,601	\$257,764	\$253,259	\$242,086	\$261,800		\$261,800	3.37%	8.14%
Salary and Wages - Council	\$32,500	\$32,500	\$37,500	\$36,000	\$37,500		\$37,500	0.00%	4.17%
Total Salaries and Wages	\$291,101	\$290,264	\$290,759	\$278,086	\$299,300	\$0	\$299,300	2.94%	7.63%
Other Expense:									
Supplies	\$8,597	\$10,549	\$9,800	\$8,426	\$10,000		\$10,000	2.04%	18.68%
Printing	\$24,620	\$21,418	\$21,400	\$20,429	\$25,320		\$25,320	18.32%	23.94%
Dues/Licenses	\$4,785	\$5,050	\$5,200	\$4,981	\$5,500		\$5,500	5.77%	10.42%
Travel/Conference/Education	\$1,205	\$2,095	\$2,500	\$2,224	\$2,500		\$2,500	0.00%	12.41%
Miscellaneous	\$4,482	\$4,102	\$6,100	\$5,391	\$6,400		\$6,400	4.92%	18.72%
Employee/Volunteer Recognition	\$4,289	\$3,733	\$5,000	\$3,699	\$5,000		\$5,000	0.00%	35.17%
Departmental Monthly Reporting	\$0	\$0	\$9,600	\$9,600	\$9,600		\$9,600	0.00%	0.00%
Website - Township	\$2,900	\$3,000	\$3,000	\$3,000	\$3,000		\$3,000	0.00%	0.00%
Website - MCCPC	\$1,500	\$3,000	\$3,000	\$3,000	\$3,000		\$3,000	0.00%	0.00%
Professional Development	\$1,906	\$8,241	\$8,500	\$7,246	\$5,000		\$5,000	-41.18%	-31.00%
Total Other Expense	\$54,284	\$61,188	\$74,100	\$67,996	\$75,320	\$0	\$75,320	1.65%	10.77%
Total Department	\$345,385	\$351,452	\$364,859	\$346,082	\$374,620	\$0	\$374,620	2.68%	8.25%

Municipal Clerk

Budget	2011 Actual	2012 Actual	2013 Budget	2013 Estimated Expenditures	2014 Budget Request	Manager's Adjustment	2014 Budget	% Change 2013 Budget/ 2014 Budget	% Change 2013 Est. Exp./ 2014 Budget
Salary and Wages - Regular	\$147,473	\$141,925	\$154,708	\$152,240	\$164,000		\$164,000	6.01%	7.72%
Salary and Wages - Election	\$546	\$305	\$500	\$1,911	\$600		\$600	20.00%	-68.60%
Total Salary and Wages	\$148,019	\$142,230	\$155,208	\$154,151	\$164,600	\$0	\$164,600	6.05%	6.78%
Other Expense:									
Supplies and Service Contracts	\$6,643	\$6,952	\$9,000	\$7,043	\$9,500		\$9,500	5.56%	34.89%
Postage	\$47,316	\$49,854	\$52,000	\$47,880	\$55,000		\$55,000	5.77%	14.87%
Election Ballots	\$8,768	\$10,311	\$11,000	\$8,997	\$11,000		\$11,000	0.00%	22.26%
Election - Expenses	\$2,473	\$2,340	\$3,000	\$4,515	\$3,000		\$3,000	0.00%	-33.55%
Election - Polling Places	\$17,600	\$17,600	\$8,000	\$24,000	\$16,000		\$16,000	100.00%	-33.33%
Legal Advertising	\$6,604	\$7,919	\$6,500	\$11,037	\$7,000		\$7,000	7.69%	-36.58%
Dues /Licenses	\$225	\$175	\$200	\$400	\$300		\$300	50.00%	-25.00%
Council - Meetings/Seminars	\$838	\$593	\$2,000	\$799	\$1,000		\$1,000	-50.00%	25.16%
Travel/Conference/Education	\$380	\$323	\$500	\$185	\$500		\$500	0.00%	170.27%
Council - Web Based Program	\$0	\$5,000	\$12,000	\$12,000	\$12,000		\$12,000	0.00%	0.00%
Ordinance Codification	\$3,402	\$2,158	\$4,500	\$0	\$4,500		\$4,500	0.00%	#DIV/0!
Total Other Expense	\$94,249	\$103,225	\$108,700	\$116,856	\$119,800	\$0	\$119,800	10.21%	2.52%
Total Department	\$242,268	\$245,455	\$263,908	\$271,007	\$284,400	\$0	\$284,400	7.76%	4.94%

Revenues	\$56,534	\$64,120
-----------------	-----------------	-----------------

Assessment of Taxes

Budget	2011 Actual	2012 Actual	2013 Budget	2013 Estimated Expenditures	2014 Budget Request	Manager's Adjustment	2014 Budget	% Change 2013 Budget/ 2014 Budget	% Change 2013 Est. Exp./ 2014 Budget
Salary and Wages	\$126,080	\$128,620	\$131,159	\$131,160	\$133,700		\$133,700	1.94%	1.94%
Other Expense:									
Supplies	\$779	\$1,404	\$1,400	\$1,324	\$1,400		\$1,400	0.00%	5.74%
Dues/Licenses	\$0	\$0	\$300	\$250	\$250		\$250	-16.67%	
Travel/Conference/Education	\$16	\$646	\$2,000	\$100	\$1,000		\$1,000	-50.00%	900.00%
Taxpayer Notification	\$3,765	\$3,883	\$4,200	\$4,249	\$4,500		\$4,500	7.14%	5.91%
Contractual Services - Tax Appraisal	\$12,975	\$22,165	\$30,000	\$13,816	\$30,000		\$30,000	0.00%	117.14%
Contractual Services - Map Update	\$0	\$2,400	\$1,000	\$0	\$1,000		\$1,000	0.00%	#DIV/0!
Computer Support	\$1,400	\$1,400	\$1,400	\$1,400	\$1,400		\$1,400	0.00%	0.00%
Total Other Expense	\$18,935	\$31,898	\$40,300	\$21,139	\$39,550	\$0	\$39,550	-1.86%	87.09%
Total Department	\$145,015	\$160,518	\$171,459	\$152,299	\$173,250	\$0	\$173,250	1.04%	13.76%

Financial Administration

Budget	2011 Actual	2012 Actual	2013 Budget	2013 Estimated Expenditures	2014 Budget Request	Manager's Adjustment	2014 Budget	% Change 2013 Budget/ 2014 Budget	% Change 2013 Est. Exp./ 2014 Budget
Salary and Wages	\$159,462	\$162,076	\$167,271	\$177,221	\$175,800		\$175,800	5.10%	-0.80%
Other Expense:									
Supplies	\$1,107	\$1,762	\$1,200	\$1,292	\$1,500		\$1,500	25.00%	16.10%
Dues/Licenses	\$230	\$230	\$300	\$230	\$200		\$200	-33.33%	-13.04%
New Employees/Volunteer Physicals	\$2,280	\$1,915	\$2,500	\$4,213	\$5,500		\$5,500	120.00%	30.55%
Travel/Conference/Education	\$306	\$669	\$1,200	\$715	\$1,500		\$1,500	25.00%	109.79%
Finance Accounting System	\$6,000	\$3,313	\$4,400	\$4,400	\$4,400		\$4,400	0.00%	0.00%
Total Other Expense	\$9,923	\$7,889	\$9,600	\$10,850	\$13,100	\$0	\$13,100	36.46%	20.74%
Total Department	\$169,385	\$169,965	\$176,871	\$188,071	\$188,900	\$0	\$188,900	6.80%	0.44%

Revenue Administration

Budget	2011 Actual	2012 Actual	2013 Budget	2013 Estimated Expenditures	2014 Budget Request	Manager's Adjustment	2014 Budget	% Change 2013 Budget/ 2014 Budget	% Change 2013 Est. Exp./ 2014 Budget
Salary and Wages	\$63,313	\$65,157	\$66,415	\$66,407	\$67,700		\$67,700	1.93%	1.95%
Other Expense:									
Supplies	\$5,376	\$4,222	\$8,700	\$4,862	\$8,700		\$8,700	0.00%	78.94%
Dues/Licenses	\$210	\$260	\$260	\$260	\$350		\$350	34.62%	34.62%
Travel/Conference/Education	\$1,229	\$189	\$305	\$159	\$300		\$300	-1.64%	88.68%
On-Line Tax Payments	\$1,500	\$1,500	\$1,500	\$1,500	\$1,500		\$1,500	0.00%	0.00%
Cancellation of Tax Certification	\$364	\$636	\$500	\$632	\$650		\$650	30.00%	2.85%
Total Other Expense	\$8,679	\$6,807	\$11,265	\$7,413	\$11,500	\$0	\$11,500	2.09%	55.13%
Total Department	\$71,992	\$71,964	\$77,680	\$73,820	\$79,200	\$0	\$79,200	1.96%	7.29%

Audit

Budget	2011 Actual	2012 Actual	2013 Budget	2013 Estimated Expenditures	2014 Budget Request	Manager's Adjustment	2014 Budget	% Change 2013 Budget/ 2014 Budget	% Change 2013 Est. Exp./ 2014 Budget
Other Expense:									
Annual Audit - Township	\$30,986	\$30,986	\$30,986	\$30,986	\$31,607		\$31,607	2.00%	2.00%
Total Other Expense	\$30,986	\$30,986	\$30,986	\$30,986	\$31,607	\$0	\$31,607	2.00%	2.00%
Total Department	\$30,986	\$30,986	\$30,986	\$30,986	\$31,607	\$0	\$31,607	2.00%	2.00%

Legal Services and Costs

Budget	2011 Actual	2012 Actual	2013 Budget	2013 Estimated Expenditures	2014 Budget Request	Manager's Adjustment	2014 Budget	% Change 2013 Budget/ 2014 Budget	% Change 2013 Est. Exp./ 2014 Budget
Other Expense:									
General Retainer	\$198,200	\$201,200	\$201,200	\$201,200	\$201,200		\$201,200	0.00%	0.00%
Miscellaneous Expenses	\$7,050	\$767	\$3,000	\$7,994	\$3,000		\$3,000	0.00%	-62.47%
Tax Appeals	\$19,267	\$18,996	\$21,400	\$18,996	\$21,400		\$21,400	0.00%	12.66%
Litigation - Contingent	\$0	\$23,740	\$10,000	\$1,501	\$10,000		\$10,000	0.00%	566.22%
Litigation - MCCPC	\$26,023	\$0	\$5,000	\$0	\$5,000		\$5,000	0.00%	#DIV/0!
Prosecuting Attorney	\$23,467	\$25,600	\$31,000	\$27,000	\$31,000		\$31,000	0.00%	14.81%
Public Defender (1)	\$0	\$0	\$100	\$0	\$100		\$100	0.00%	#DIV/0!
Labor - Contract	\$53,000	\$42,675	\$35,000	\$11,053	\$35,000		\$35,000	0.00%	216.66%
Labor - Hearings	\$8,781	\$3,482	\$10,000	\$3,825	\$10,000		\$10,000	0.00%	161.44%
Total Other Expense	\$335,788	\$316,460	\$316,700	\$271,569	\$316,700	\$0	\$316,700	0.00%	16.62%
Total Department	\$335,788	\$316,460	\$316,700	\$271,569	\$316,700	\$0	\$316,700	0.00%	16.62%

(1) Paid from Trust Account

Municipal Court

Budget	2011 Actual	2012 Actual	2013 Budget	2013 Estimated Expenditures	2014 Budget Request	Manager's Adjustment	2014 Budget	% Change 2013 Budget/ 2014 Budget	% Change 2013 Est. Exp./ 2014 Budget
Salary and Wages - Regular	\$262,618	\$269,230	\$277,140	\$274,801	\$282,300		\$282,300	1.86%	2.73%
Salary and Wages - Overtime	\$4,308	\$7,711	\$6,000	\$6,666	\$6,000		\$6,000	0.00%	-9.99%
Total Salary and Wages	\$266,926	\$276,941	\$283,140	\$281,467	\$288,300	\$0	\$288,300	1.82%	2.43%
Other Expense:									
Supplies	\$6,717	\$6,632	\$6,600	\$7,039	\$7,500		\$7,500	13.64%	6.55%
Dues	\$150	\$150	\$150	\$150	\$160		\$160	6.67%	6.67%
Travel-Conference	\$530	\$644	\$1,000	\$385	\$600		\$600	-40.00%	55.84%
Credit Card Processing Fee	\$3,304	\$1,863	\$2,500	\$2,830	\$3,500		\$3,500	40.00%	23.67%
Interpreters	\$5,348	\$591	\$2,000	\$567	\$1,000		\$1,000	-50.00%	76.37%
Contractual - Acting Judge	\$0	\$0	\$500	\$0	\$500		\$500	0.00%	#DIV/0!
Total Other Expense	\$16,049	\$9,880	\$12,750	\$10,971	\$13,260	\$0	\$13,260	4.00%	20.86%
Total Department	\$282,975	\$286,821	\$295,890	\$292,438	\$301,560	\$0	\$301,560	1.92%	3.12%

Revenues	\$292,836	\$234,661	\$255,184	\$250,000
-----------------	------------------	------------------	------------------	------------------

Engineering

Budget	2011 Actual	2012 Actual	2013 Budget	2013 Estimated Expenditures	2014 Budget Request	Manager's Adjustment	2014 Budget	% Change 2013 Budget/ 2014 Budget	% Change 2013 Est. Exp./ 2014 Budget
Salary and Wages	\$63,620	\$72,279	\$81,260	\$77,277	\$85,500		\$85,500	5.22%	10.64%
Other Expense:									
Engineering Consultant	\$15,550	\$19,541	\$20,000	\$18,341	\$20,000	\$2,000	\$22,000	10.00%	19.95%
Travel/Conference/Education	\$50	\$50	\$2,000	\$960	\$3,000		\$3,000	50.00%	212.50%
DEP - Stormwater Regulations	\$5,250	\$5,250	\$5,250	\$5,250	\$5,250		\$5,250	0.00%	0.00%
Supplies and Equipment	\$895	\$3,093	\$1,700	\$1,505	\$1,700		\$1,700	0.00%	12.96%
Total Other Expense	\$21,745	\$27,934	\$28,950	\$26,056	\$29,950	\$2,000	\$31,950	10.36%	22.62%
Total Department	\$85,365	\$100,213	\$110,210	\$103,333	\$115,450	\$2,000	\$117,450	6.57%	13.66%

Revenues	\$160,591	\$123,214	\$113,082	\$110,000
-----------------	------------------	------------------	------------------	------------------

Building and Grounds

Budget	2011 Actual	2012 Actual	2013 Budget	2013 Estimated Expenditures	2014 Budget Request	Manager's Adjustment	2014 Budget	% Change 2013 Budget/ 2014 Budget	% Change 2013 Est. Exp./ 2014 Budget
Salary and Wages - Regular *	\$50,160	\$52,755	\$53,038	\$52,193	\$59,100		\$59,100	11.43%	13.23%
Salary and Wages - Overtime	\$896	\$0	\$500	\$116	\$500		\$500	0.00%	331.03%
Total Salary and Wages	\$51,056	\$52,755	\$53,538	\$52,309	\$59,600	\$0	\$59,600	11.32%	13.94%
Other Expense:									
Supplies	\$13,487	\$14,770	\$16,700	\$9,194	\$18,200		\$18,200	8.98%	97.96%
Building Repairs	\$25,380	\$23,840	\$30,000	\$23,840	\$30,000		\$30,000	0.00%	25.84%
Contractual Services	\$99,340	\$100,455	\$153,400	\$140,982	\$155,500		\$155,500	1.37%	10.30%
Total Other Expense	\$138,207	\$139,065	\$200,100	\$174,016	\$203,700	\$0	\$203,700	1.80%	17.06%
Total Department	\$189,263	\$191,820	\$253,638	\$226,325	\$263,300	\$0	\$263,300	3.81%	16.34%

* Increase in Budget is due to the hiring of a Part-Time, as- needed, Electrician.

Utilities

Budget	2011 Actual	2012 Actual	2013 Budget	2013 Estimated Expenditures	2014 Budget Request	Manager's Adjustment	2014 Budget	% Change 2013 Budget/ 2014 Budget	% Change 2013 Est. Exp./ 2014 Budget
Other Expense:									
Electricity	\$103,539	\$96,963	\$118,500	\$105,530	\$119,500		\$119,500	0.84%	13.24%
Street Lighting	\$65,913	\$60,186	\$70,000	\$57,996	\$65,000		\$65,000	-7.14%	12.08%
Telephone	\$115,755	\$117,447	\$116,000	\$114,591	\$118,600		\$118,600	2.24%	3.50%
Heating (Natural Gas)	\$70,859	\$61,703	\$63,000	\$71,561	\$75,000		\$75,000	19.05%	4.81%
Gasoline	\$125,354	\$116,980	\$130,000	\$105,033	\$130,000		\$130,000	0.00%	23.77%
Diesel	\$158,488	\$171,051	\$185,000	\$151,587	\$185,000		\$185,000	0.00%	22.04%
Total Other Expense	\$639,908	\$624,330	\$682,500	\$606,298	\$693,100	\$0	\$693,100	1.55%	14.32%
Total Department	\$639,908	\$624,330	\$682,500	\$606,298	\$693,100	\$0	\$693,100	1.55%	14.32%

Planning Board/Board of Adjustment

Budget	2011 Actual	2012 Actual	2013 Budget	2013 Estimated Expenditures	2014 Budget Request	Manager's Adjustment	2014 Budget	% Change 2013 Budget/ 2014 Budget	% Change 2013 Est. Exp./ 2014 Budget
Salary and Wages - Regular	\$144,954	\$165,729	\$175,187	\$169,784	\$181,600		\$181,600	3.66%	6.96%
Salary and Wages - Overtime	\$275	\$3,144	\$3,500	\$3,543	\$3,800		\$3,800	8.57%	7.25%
Salary and Wages	\$145,229	\$168,873	\$178,687	\$173,327	\$185,400	\$0	\$185,400	3.76%	6.97%
Other Expense:									
Supplies	\$548	\$599	\$1,200	\$786	\$1,200		\$1,200	0.00%	52.67%
Advertising	\$318	\$367	\$450	\$527	\$550		\$550	22.22%	4.36%
Dues/ Licenses	\$1,286	\$1,306	\$1,350	\$1,260	\$1,400		\$1,400	3.70%	11.11%
Travel/Conference/Educator	\$1,015	\$305	\$800	\$477	\$800		\$800	0.00%	67.71%
Legal - Planning	\$9,688	\$12,917	\$15,500	\$9,042	\$15,500		\$15,500	0.00%	71.42%
Legal - Board of Adjustment	\$9,688	\$8,397	\$15,500	\$8,396	\$15,500		\$15,500	0.00%	84.61%
Legal - Contingent	\$1,964	\$8,543	\$20,000	\$2,889	\$10,000		\$10,000	-50.00%	246.14%
Contractual - Planning Consultant	\$135	\$468	\$1,000	\$97	\$1,000		\$1,000	0.00%	930.93%
Total Other Expense	\$24,642	\$32,902	\$55,800	\$23,474	\$45,950	\$0	\$45,950	-17.65%	95.75%
Total Department	\$169,871	\$201,775	\$234,487	\$196,801	\$231,350	\$0	\$231,350	-1.34%	17.56%

Revenues	\$81,548	\$107,573	\$235,958	\$85,000
-----------------	-----------------	------------------	------------------	-----------------

MIS

Budget	2011	2012 Actual	2013 Budget	2013	2014 Budget Request	Manager's Adjustment	2014 Budget	% Change 2013 Budget/ 2014 Budget	% Change 2013 Est. Exp./ 2014 Budget
	Actual			Estimated Expenditures					
Other Expense:									
Supplies/Equipment	\$17,176	\$3,248	\$27,400	\$27,084	\$27,500		\$27,500	0.36%	1.54%
Computer Repairs	\$186	\$373	\$3,000	\$0	\$3,000		\$3,000	0.00%	#DIV/0!
Training	\$0	\$199	\$1,200	\$0	\$1,200		\$1,200	0.00%	#DIV/0!
Support - LAN - Board of Education	\$9,984	\$4,992	\$2,500	\$0	\$2,500		\$2,500	0.00%	#DIV/0!
Support - Internet Service *	\$3,840	\$9,842	\$9,100	\$7,800	\$7,800		\$7,800	-14.29%	0.00%
Support - GIS *	\$5,750	\$5,750	\$6,000	\$6,325	\$6,500		\$6,500	8.33%	2.77%
Support - Internet (Municipal Code)	\$550	\$550	\$1,100	\$1,400	\$1,500		\$1,500	36.36%	7.14%
Total Other Expense	\$37,486	\$24,954	\$50,300	\$42,609	\$50,000	\$0	\$50,000	-0.60%	17.35%
Total Department	\$37,486	\$24,954	\$50,300	\$42,609	\$50,000	\$0	\$50,000	-0.60%	17.35%

*Budget is split 50-50 with the Water and Sewer Department.

Economic Development Committee

Budget	2011 Actual	2012 Actual	2013 Budget	2013 Estimated Expenditures	2014 Budget Request	Manager's Adjustment	2014 Budget	% Change 2013 Budget/ 2014 Budget	% Change 2013 Est. Exp./ 2014 Budget
Salary and Wages *	\$0	\$0	\$0	\$0	\$0	\$2,500	\$2,500		
Other Expense:									
Various Program and Activities	\$67	\$105	\$250	\$80	\$100		\$100	-60.00%	25.00%
Printing	\$0	\$0	\$250	\$0	\$100		\$100	-60.00%	#DIV/0!
Fifth Friday Catering	\$0	\$350	\$1,500	\$250	\$1,000	-\$1,000	\$0	-100.00%	-100.00%
Web-Site Development	\$0	\$120	\$100	\$0	\$100	\$400	\$500	400.00%	#DIV/0!
Total Other Expense	\$67	\$575	\$2,100	\$330	\$1,300	-\$600	\$700	-66.67%	112.12%
Total Department	\$67	\$575	\$2,100	\$330	\$1,300	\$1,900	\$3,200	52.38%	869.70%

* Summer Intern - Web Development.

Board of Health

Budget	2011 Actual	2012 Actual	2013 Budget	2013 Estimated Expenditures	2014 Budget Request	Manager's Adjustment	2014 Budget	% Change 2013 Budget/ 2014 Budget	% Change 2013 Est. Exp./ 2014 Budget
Salary and Wages - Regular	\$427,812	\$444,370	\$443,962	\$474,347	\$491,500		\$491,500	10.71%	3.62%
Salary and Wages - Overtime	\$504	\$568	\$1,500	\$103	\$1,000		\$1,000	-33.33%	870.87%
Salary and Wages - Animal Control *	\$25,000	\$26,062	\$23,000	\$23,000	\$23,600		\$23,600	2.61%	2.61%
Total Salary and Wages	\$453,316	\$471,000	\$468,462	\$497,450	\$516,100	\$0	\$516,100	10.17%	3.75%
Other Expense:									
General Supplies	\$1,522	\$1,624	\$2,500	\$2,364	\$3,400		\$3,400	36.00%	43.82%
Clinic Supplies	\$0	\$1,411	\$1,950	\$1,374	\$4,500	-\$1,000	\$3,500	79.49%	154.73%
Printing/Advertising	\$477	\$895	\$1,500	\$181	\$1,400		\$1,400	-6.67%	673.48%
Dues/Licenses	\$965	\$925	\$1,500	\$632	\$1,500		\$1,500	0.00%	137.34%
Travel/Conference/Education	\$1,786	\$1,368	\$3,000	\$3,001	\$3,000	-\$500	\$2,500	-16.67%	-16.69%
Clinic Oversight - Physicians	\$0		\$4,500	\$4,800	\$4,500		\$4,500	0.00%	-6.25%
Health Programs	\$28,986	\$12,285	\$28,650	\$20,437	\$26,750		\$26,750	-6.63%	30.89%
Publications	\$0	\$0	\$400	\$311	\$400		\$400	0.00%	28.62%
Distressed Property	\$570	\$1,165	\$2,000	\$80	\$1,800		\$1,800	-10.00%	2150.00%
Service Contracts	\$24,192	\$24,172	\$28,800	\$26,584	\$31,000		\$31,000	7.64%	16.61%
Health Service Agreement - Mine Hill	\$46,652	\$46,652	\$48,456	\$48,456	\$48,456		\$48,456	0.00%	0.00%
Total Other Expense	\$105,150	\$90,497	\$123,256	\$108,220	\$126,706	-\$1,500	\$125,206	1.58%	15.70%
Total Department	\$558,466	\$561,497	\$591,718	\$605,670	\$642,806	-\$1,500	\$641,306	8.38%	5.88%

Revenues	\$385,201	\$371,912	\$390,522	\$377,284
-----------------	------------------	------------------	------------------	------------------

* 50% of Salary charged to Dog Trust.

Inspection of Buildings and Code Enforcement

Budget	2011 Actual	2012 Actual	2013 Budget	2013 Estimated Expenditures	2014 Budget Request	Manager's Adjustment	2014 Budget	% Change 2013 Budget/ 2014 Budget	% Change 2013 Est. Exp./ 2014 Budget
Salary and Wages	\$256,219	\$256,082	\$269,116	\$268,260	\$204,900		\$204,900	-23.86%	-23.62%
Other Expense:									
Supplies	\$3,026	\$4,208	\$4,500	\$3,010	\$4,300		\$4,300	-4.44%	42.86%
Dues/Licenses	\$220	\$352	\$400	\$200	\$200		\$200	-50.00%	0.00%
Travel/Conference/Education	\$722	\$124	\$1,200	\$317	\$500		\$500	-58.33%	57.73%
Computer Software/Support	\$2,025	\$2,025	\$2,100	\$2,085	\$2,200		\$2,200	4.76%	5.52%
Construction Official Agreement - Roxbury	\$0	\$0	\$0	\$0	\$60,000	-\$10,000	\$50,000		
Total Other Expense	\$5,993	\$6,709	\$8,200	\$5,612	\$67,200	-\$10,000	\$57,200	597.56%	919.24%
Total Department	\$262,212	\$262,791	\$277,316	\$273,872	\$272,100	-\$10,000	\$262,100	-5.49%	-4.30%

Revenues	\$287,663	\$536,025	\$360,845	\$275,000
-----------------	------------------	------------------	------------------	------------------

Electrical Inspections

Budget	2011 Actual	2012 Actual	2013 Budget	2013 Estimated Expenditures	2014 Budget Request	Manager's Adjustment	2014 Budget	% Change 2013 Budget/ 2014 Budget	% Change 2013 Est. Exp./ 2014 Budget
Other Expense:									
Electrical Inspections	\$51,604	\$90,250	\$65,000	\$97,430	\$70,000		\$70,000	7.69%	-28.15%
Total Other Expense	\$51,604	\$90,250	\$65,000	\$97,430	\$70,000	\$0	\$70,000	7.69%	-28.15%
Total Department	\$51,604	\$90,250	\$65,000	\$97,430	\$70,000	\$0	\$70,000	7.69%	-28.15%

Revenues	\$61,066	\$113,225	\$111,210	\$70,000
-----------------	-----------------	------------------	------------------	-----------------

TOTAL GENERAL GOVERNMENT

Budget	2011 Actual	2012 Actual	2013 Budget	2013 Estimated Expenditures	2014 Budget Request	Manager's Adjustment	2014 Budget	% Change 2013 Budget/ 2014 Budget	% Change 2013 Est. Exp./ 2014 Budget
Total Salaries and Wages	\$2,024,341	\$2,086,277	\$2,145,015	\$2,157,115	\$2,180,900	\$2,500	\$2,183,400	1.79%	1.22%
Total Other Expenses	\$1,593,695	\$1,605,549	\$1,820,607	\$1,621,825	\$1,908,743	-\$10,100	\$1,898,643	4.29%	17.07%
TOTAL GENERAL GOVERNMENT	\$3,618,036	\$3,691,826	\$3,965,622	\$3,778,940	\$4,089,643	-\$7,600	\$4,082,043	2.94%	8.02%

Fire

Budget	2011 Actual	2012 Actual	2013 Budget	2013 Estimated Expenditures	2014 Budget Request	Manager's Adjustment	2014 Budget	% Change 2013 Budget/ 2014 Budget	% Change 2013 Est. Exp./ 2014 Budget
Other Expense:									
Supplies	\$5,114	\$1,598	\$6,000	\$6,010	\$6,000		\$6,000	0.00%	-0.17%
Equipment - New/Repair/Replace	\$70,304	\$71,370	\$71,000	\$71,191	\$71,000		\$71,000	0.00%	-0.27%
Fire Hydrants	\$10,608	\$10,608	\$11,000	\$10,608	\$11,000		\$11,000	0.00%	3.70%
Travel/Conference/Education/Drills	\$11,529	\$7,223	\$8,000	\$7,909	\$20,000		\$20,000	150.00%	152.88%
Fire House Rental	\$79,000	\$79,000	\$79,000	\$79,000	\$79,000		\$79,000	0.00%	0.00%
Aid To Fire Departments	\$61,400	\$61,400	\$65,000	\$65,000	\$65,000		\$65,000	0.00%	0.00%
Radio Communications	\$4,115	\$3,820	\$5,000	\$1,883	\$5,000		\$5,000	0.00%	165.53%
Computer Support/Internet Access	\$5,209	\$2,955	\$5,000	\$5,272	\$5,300		\$5,300	6.00%	0.53%
Total Other Expense	\$247,279	\$237,974	\$250,000	\$246,873	\$262,300	\$0	\$262,300	4.92%	6.25%
Total Department	\$247,279	\$237,974	\$250,000	\$246,873	\$262,300	\$0	\$262,300	4.92%	6.25%

Fire Prevention Bureau

Budget	2011 Actual	2012 Actual	2013 Budget	2013 Estimated Expenditures	2014 Budget Request	Manager's Adjustment	2014 Budget	% Change 2013 Budget/ 2014 Budget	% Change 2013 Est. Exp./ 2014 Budget
Salary and Wages	\$93,979	\$91,883	\$93,080	\$93,114	\$97,400		\$97,400	4.64%	4.60%
Other Expense:									
Supplies	\$4,987	\$4,002	\$5,000	\$4,431	\$5,000		\$5,000	0.00%	12.84%
Fire Prevention Month	\$1,998	\$1,830	\$2,000	\$1,980	\$2,200		\$2,200	10.00%	11.11%
Public Education	\$2,930	\$2,115	\$3,000	\$2,859	\$3,000		\$3,000	0.00%	4.93%
Total Other Expense	\$9,915	\$7,947	\$10,000	\$9,270	\$10,200	\$0	\$10,200	2.00%	10.03%
Total Department	\$103,894	\$99,830	\$103,080	\$102,384	\$107,600	\$0	\$107,600	4.38%	5.09%

Revenues	\$84,394	\$78,064	\$99,245	\$90,072
-----------------	-----------------	-----------------	-----------------	-----------------

Police

Budget	2011 Actual	2012 Actual	2013 Budget	2013 Estimated Expenditures	2014 Budget Request	Manager's Adjustment	2014 Budget	% Change 2013 Budget/ 2014 Budget	% Change 2013 Est. Exp./ 2014 Budget
Salary and Wages - Department	\$3,928,774	\$3,882,944	\$3,896,448	\$3,574,020	\$3,959,229		\$3,959,229	1.61%	10.78%
Salary and Wages - Overtime	\$236,133	\$317,971	\$320,000	\$341,268	\$320,000		\$320,000	0.00%	-6.23%
Salary and Wages - Court	\$17,693	\$16,816	\$20,000	\$17,915	\$20,000		\$20,000	0.00%	11.64%
Total Salary and Wages	\$4,182,600	\$4,217,731	\$4,236,448	\$3,933,203	\$4,299,229	\$0	\$4,299,229	1.48%	9.31%
Other Expense:									
Supplies	\$49,991	\$52,666	\$57,800	\$57,017	\$57,800		\$57,800	0.00%	1.37%
Printing	\$1,539	\$965	\$1,700	\$520	\$1,000		\$1,000	-41.18%	92.31%
Dues/Licenses	\$1,174	\$935	\$1,400	\$1,105	\$1,400		\$1,400	0.00%	26.70%
Legal Services	\$11,369	\$10,920	\$16,000	\$3,643	\$16,000		\$16,000	0.00%	339.20%
Continuing Education	\$2,073	\$5,056	\$9,500	\$5,046	\$9,500		\$9,500	0.00%	88.27%
Travel-Conference	\$1,093	\$2,075	\$2,300	\$275	\$2,800		\$2,800	21.74%	918.18%
Police Uniforms	\$12,878	\$12,960	\$25,700	\$17,298	\$26,100		\$26,100	1.56%	50.88%
Security System	\$584	\$2,878	\$3,500	\$2,580	\$5,000		\$5,000	42.86%	93.80%
Communications	\$11,369	\$6,786	\$10,500	\$7,098	\$9,500		\$9,500	-9.52%	33.84%
Support Services Unit	\$4,876	\$5,289	\$8,400	\$8,076	\$8,400		\$8,400	0.00%	4.01%
Police Services Unit	\$18,836	\$11,506	\$14,500	\$6,810	\$14,500		\$14,500	0.00%	112.92%
Detective Bureau	\$2,760	\$3,217	\$3,800	\$3,367	\$3,800		\$3,800	0.00%	12.86%
Attorney General - 3rd Party Service	\$963	\$0	\$2,000	\$0	\$1,000		\$1,000	-50.00%	#DIV/0!
E-Ticket	\$0	\$0	\$0	\$0	\$13,500		\$13,500		#DIV/0!
Police Computer System	\$18,330	\$21,531	\$19,000	\$16,902	\$19,000		\$19,000	0.00%	12.41%
Traffic Committee						\$1,000	\$1,000		
Total Other Expense	\$137,835	\$136,784	\$176,100	\$129,737	\$189,300	\$0	\$190,300	8.06%	46.68%
Total Department	\$4,320,435	\$4,354,515	\$4,412,548	\$4,062,940	\$4,488,529	\$0	\$4,489,529	1.74%	10.50%

Revenues	\$16,033	\$11,276	\$10,499	\$10,000
-----------------	-----------------	-----------------	-----------------	-----------------

County Dispatch

Budget	2011 Actual	2012 Actual	2013 Budget	2013 Estimated Expenditures	2014 Budget Request	Manager's Adjustment	2014 Budget	% Change 2013 Budget/ 2014 Budget	% Change 2013 Est. Exp./ 2014 Budget
Other Expense:									
Transition Fee	\$45,736	\$0	\$0	\$0	\$0		\$0		
Dispatching Services	\$251,551	\$278,537	\$282,018	\$282,018	\$285,544		\$285,544	1.25%	1.25%
Trunked Radio System	\$18,600	\$20,000	\$20,000	\$20,000	\$20,000		\$20,000	0.00%	0.00%
Total Other Expense	\$315,887	\$298,537	\$302,018	\$302,018	\$305,544	\$0	\$305,544	1.17%	1.17%
Total Department	\$315,887	\$298,537	\$302,018	\$302,018	\$305,544	\$0	\$305,544	1.17%	1.17%

Rescue Squad

Budget	2011 Actual	2012 Actual	2013 Budget	2013 Estimated Expenditures	2014 Budget Request	Manager's Adjustment	2014 Budget	% Change 2013 Budget/2014 Budget	% Change 2013 Est. Exp./2014 Budget
Other Expense:									
Township Contribution	\$41,700	\$41,700	\$45,000	\$45,000	\$45,000		\$45,000	0.00%	0.00%
Total Other Expense	\$41,700	\$41,700	\$45,000	\$45,000	\$45,000	\$0	\$45,000	0.00%	0.00%
Total Department	\$41,700	\$41,700	\$45,000	\$45,000	\$45,000	\$0	\$45,000	0.00%	0.00%

Emergency Management

Budget	2011 Actual	2012 Actual	2013 Budget	2013 Estimated Expenditures	2014 Budget Request	Manager's Adjustment	2014 Budget	% Change 2013 Budget/ 2014 Budget	% Change 2013 Est. Exp./ 2014 Budget
Salary and Wages	\$3,333	\$5,000	\$6,000	\$8,000	\$8,000		\$8,000	33.33%	0.00%
Other Expense:									
Supplies	\$100	\$38	\$1,000	\$296	\$1,000		\$1,000	0.00%	237.84%
Emergency Notification Service	\$0	\$5,679	\$7,200	\$7,408	\$7,500		\$7,500	4.17%	1.24%
Total Other Expense	\$100	\$5,717	\$8,200	\$7,704	\$8,500	\$0	\$8,500	3.66%	10.33%
Total Department	\$3,433	\$10,717	\$14,200	\$15,704	\$16,500	\$0	\$16,500	16.20%	5.07%

LOSAP

Budget	2011 Actual	2012 Actual	2013 Budget	2013 Estimated Expenditures	2014 Budget Request	Manager's Adjustment	2014 Budget	% Change 2013 Budget/ 2014 Budget	% Change 2013 Est. Exp./ 2014 Budget
Other Expense:									
Fire/Rescue Department	\$149,249	\$148,039	\$150,000	\$147,260	\$150,000		\$150,000	0.00%	1.86%
Total Other Expense	\$149,249	\$148,039	\$150,000	\$147,260	\$150,000	\$0	\$150,000	0.00%	1.86%
Total Department	\$149,249	\$148,039	\$150,000	\$147,260	\$150,000	\$0	\$150,000	0.00%	1.86%

TOTAL PUBLIC SAFETY

Budget	2011 Actual	2012 Actual	2013 Budget	2013 Estimated Expenditures	2014 Budget Request	Manager's Adjustment	2014 Budget	% Change 2013 Budget/ 2014 Budget	% Change 2013 Est. Exp./ 2014 Budget
Total Salaries and Wages	\$4,279,912	\$4,314,614	\$4,335,528		\$4,404,629	\$0	\$4,404,629	1.59%	#DIV/0!
Total Other Expenses	\$901,965	\$728,659	\$941,318	\$887,862	\$970,844	\$0	\$971,844	3.24%	9.46%
TOTAL PUBLIC SAFETY	\$5,181,877	\$5,043,273	\$5,276,846	\$887,862	\$5,375,473	\$0	\$5,376,473	1.89%	505.55%

Road Repairs & Maintenance

Budget	2011 Actual	2012 Actual	2013 Budget	2013 Estimated Expenditures	2014 Budget Request	Manager's Adjustment	2014 Budget	% Change 2013 Budget/ 2014 Budget	% Change 2013 Est. Exp./ 2014 Budget
Salary and Wages - Regular	\$841,256	\$832,896	\$814,158	\$794,140	\$820,882		\$820,882	0.83%	3.37%
Salary and Wages - Overtime	\$7,627	\$10,800	\$15,000	\$14,800	\$15,000		\$15,000	0.00%	1.35%
Total Salary and Wages	\$848,883	\$843,696	\$829,158	\$808,940	\$835,882	\$0	\$835,882	0.81%	3.33%
Other Expense:									
Travel/Conference/Education	\$824	\$1,868	\$1,500	\$1,645	\$2,000		\$2,000	33.33%	21.58%
Supplies	\$28,373	\$17,456	\$45,000	\$30,997	\$43,000		\$43,000	-4.44%	38.72%
Road Materials	\$38,459	\$13,796	\$50,000	\$22,837	\$50,000		\$50,000	0.00%	118.94%
Drainage	\$9,316	\$15,720	\$20,000	\$19,764	\$20,000		\$20,000	0.00%	1.19%
Street Sweeping Disposal	\$3,172	\$4,456	\$10,000	\$1,868	\$9,000		\$9,000	-10.00%	381.80%
Equipment Rental	\$198	\$3,535	\$7,000	\$0	\$7,000		\$7,000	0.00%	#DIV/0!
Tools/Equipment	\$5,479	\$3,385	\$11,500	\$1,498	\$9,000		\$9,000	-21.74%	500.80%
Uniform Cleaning/Allowance	\$9,221	\$6,332	\$10,000	\$6,620	\$10,000		\$10,000	0.00%	51.06%
Street Signs	\$2,430	\$7,500	\$5,000	\$4,125	\$5,000		\$5,000	0.00%	21.21%
Building Maintenance	\$4,478	\$4,179	\$5,000	\$7,512	\$5,500		\$5,500	10.00%	-26.78%
Communication	\$940	\$978	\$1,000	\$1,805	\$1,500		\$1,500	50.00%	-16.90%
Total Other Expense	\$102,890	\$79,205	\$166,000	\$98,671	\$162,000	\$0	\$162,000	-2.41%	64.18%
Total Department	\$951,773	\$922,901	\$995,158	\$907,611	\$997,882	\$0	\$997,882	0.27%	9.95%

Recycling

Budget	2011 Actual	2012 Actual	2013 Budget	2013 Estimated Expenditures	2014 Budget Request	Manager's Adjustment	2014 Budget	% Change 2013 Budget/ 2014 Budget	% Change 2013 Est. Exp./ 2014 Budget
Salary and Wages - Regular	\$257,606	\$271,489	\$331,172	\$321,201	\$338,514		\$338,514	2.22%	5.39%
Salary and Wages - Overtime	\$5,186	\$4,919	\$5,000	\$6,508	\$6,000		\$6,000	20.00%	-7.81%
Total Salary and Wages	\$262,792	\$276,408	\$336,172	\$327,709	\$344,514	\$0	\$344,514	2.48%	5.13%
Other Expense:									
Recycling Center Maintenance	\$488	\$2,000	\$2,000	\$13,560	\$3,000		\$3,000	50.00%	-77.88%
Uniforms and Supplies	\$3,869	\$3,214	\$5,700	\$3,407	\$5,600		\$5,600	-1.75%	64.37%
Leaf Hauling	\$32,094	\$70,248	\$90,000	\$93,600	\$90,000		\$90,000	0.00%	-3.85%
Contractual Services	\$17,228	\$20,415	\$29,000	\$18,829	\$28,000		\$28,000	-3.45%	48.71%
Total Other Expense	\$53,679	\$95,877	\$126,700	\$129,396	\$126,600	\$0	\$126,600	-0.08%	-2.16%
Total Department	\$316,471	\$372,285	\$462,872	\$457,105	\$471,114	\$0	\$471,114	1.78%	3.06%
Revenues	\$21,515	\$19,490	\$15,600	\$15,600	\$15,000		\$19,000		

Snow Removal

Budget	2011 Actual	2012 Actual	2013 Budget	2013 Estimated Expenditures	2014 Budget Request	Manager's Adjustment	2014 Budget	% Change 2013 Budget/ 2014 Budget	% Change 2013 Est. Exp./ 2014 Budget
Salary and Wages	\$103,248	\$77,912	\$100,000	\$122,017	\$100,000		\$100,000	0.00%	-18.04%
Other Expense:									
Rock Salt	\$245,107	\$135,442	\$235,000	\$231,823	\$220,000		\$220,000	-6.38%	-5.10%
Liquid Calcium/Grits	\$19,712	\$26,775	\$75,000	\$56,990	\$90,000		\$90,000	20.00%	57.92%
Miscellaneous	\$6,743	\$5,255	\$8,000	\$7,015	\$8,000		\$8,000	0.00%	14.04%
Condo's	\$5,996	\$2,978	\$8,000	\$5,263	\$8,000		\$8,000	0.00%	52.00%
Total Other Expense	\$277,558	\$170,450	\$326,000	\$301,091	\$326,000	\$0	\$326,000	0.00%	8.27%
Total Department	\$380,806	\$248,362	\$426,000	\$423,108	\$426,000	\$0	\$426,000	0.00%	0.68%

Trust Reserve Balance as of 12/31/2012 = \$293,000.

Fleet Management

Budget	2011 Actual	2012 Actual	2013 Budget	2013 Estimated Expenditures	2014 Budget Request	Manager's Adjustment	2014 Budget	% Change 2013 Budget/ 2014 Budget	% Change 2013 Est. Exp./ 2014 Budget
Salary and Wages	\$204,303	\$206,610	\$212,862	\$208,224	\$216,450		\$216,450	1.69%	3.95%
Other Expense:									
Maintenance	\$192,211	\$205,620	\$226,500	\$201,020	\$228,500		\$228,500	0.88%	13.67%
Uniform & Supplies	\$12,566	\$17,639	\$20,900	\$24,830	\$22,900		\$22,900	9.57%	-7.77%
Total Other Expense	\$204,777	\$223,259	\$247,400	\$225,850	\$251,400	\$0	\$251,400	1.62%	11.31%
Total Department	\$409,080	\$429,869	\$460,262	\$434,074	\$467,850	\$0	\$467,850	1.65%	7.78%

Sanitation

Budget	2011 Actual	2012 Actual	2013 Budget	2013 Estimated Expenditures	2014 Budget Request	Manager's Adjustment	2014 Budget	% Change 2013 Budget/ 2014 Budget	% Change 2013 Est. Exp./ 2014 Budget
Other Expense:									
Garden Apartments	\$59,674	\$58,203	\$62,000	\$63,237	\$258,000		\$258,000	316.13%	307.99%
Residential	\$550,000	\$1,110,000	\$1,128,000	\$1,128,000	\$1,164,000		\$1,164,000	3.19%	3.19%
Transfer Station	\$829,861	\$152,895	\$158,000	\$164,230	\$0		\$0	-100.00%	-100.00%
Recycling Tax	\$27,359	\$4,937	\$5,100	\$5,100	\$0		\$0	-100.00%	-100.00%
Total Other Expense	\$1,466,894	\$1,326,035	\$1,353,100	\$1,360,567	\$1,422,000	\$0	\$1,422,000	5.09%	4.52%
Total Department	\$1,466,894	\$1,326,035	\$1,353,100	\$1,360,567	\$1,422,000	\$0	\$1,422,000	5.09%	4.52%

TOTAL PUBLIC WORKS

Budget	2011 Actual	2012 Actual	2013 Budget	2013 Estimated Expenditures	2014 Budget Request	Manager's Adjustment	2014 Budget	% Change 2013 Budget/ 2014 Budget	% Change 2013 Est. Exp./ 2014 Budget
Total Salaries and Wages	\$1,419,226	\$1,404,626	\$1,478,192	\$1,466,890	\$1,496,846	\$0	\$1,496,846	1.26%	2.04%
Total Other Expenses	\$2,105,798	\$1,894,826	\$2,219,200	\$2,115,575	\$2,288,000	\$0	\$2,288,000	3.10%	8.15%
TOTAL STREETS AND ROADS	\$3,525,024	\$3,299,452	\$3,697,392	\$3,582,465	\$3,784,846	\$0	\$3,784,846	2.37%	5.65%

**Parks, Recreation and
Community Services**

Budget	2011 Actual	2012 Actual	2013 Budget	2013 Estimated Expenditures	2014 Budget Request	Manager's Adjustment	2014 Budget	% Change 2013 Budget/ 2014 Budget	% Change 2013 Est. Exp./ 2014 Budget
Salary & Wages:									
Salary & Wages-Staff/Program/Facility	\$709,152	\$728,652	\$778,581	\$720,395	\$787,931		\$787,931	1.20%	9.37%
Salary & Wages - Park Maintenance	\$436,727	\$447,453	\$463,210	\$427,085	\$445,623		\$445,623	-3.80%	4.34%
Salary & Wages - Park Maint.-Overtime	\$5,011	\$3,244	\$5,000	\$2,477	\$5,000		\$5,000	0.00%	101.86%
Total Salary and Wages	\$1,150,890	\$1,179,349	\$1,246,791	\$1,149,957	\$1,238,554	\$0	\$1,238,554	-0.66%	7.70%
Other Expense:									
Park Maintenance	\$67,394	\$64,324	\$89,900	\$81,821	\$89,900		\$89,900	0.00%	9.87%
Printing - Publicity	\$1,113	\$166	\$2,500	\$519	\$1,850		\$1,850	-26.00%	256.45%
Support of Leagues	\$468,032	\$466,414	\$495,350	\$453,996	\$500,950		\$500,950	1.13%	10.34%
Self Sustaining Programs	\$176,095	\$183,143	\$203,700	\$184,382	\$215,700		\$215,700	5.89%	16.99%
Travel/Conference/Education	\$2,263	\$1,035	\$3,350	\$2,611	\$3,500		\$3,500	4.48%	34.05%
Office Costs & S.C.C. Items	\$2,364	\$3,152	\$5,000	\$4,318	\$5,000		\$5,000	0.00%	15.79%
Brundage Park Playhouse	\$38,986	\$29,890	\$37,098	\$33,498	\$40,490		\$40,490	9.14%	20.87%
Senior Programs & Supplies	\$6,439	\$7,336	\$11,250	\$7,594	\$11,050		\$11,050	-1.78%	45.51%
On Line Registration	\$3,597	\$6,039	\$7,500	\$6,246	\$7,500		\$7,500	0.00%	20.08%
Credit Card Processing Fee	\$24,055	\$19,218	\$24,000	\$20,950	\$24,000		\$24,000	0.00%	14.56%
Utilities	\$106,286	\$92,084	\$124,000	\$97,717	\$110,000		\$110,000	-11.29%	12.57%
Total Other Expense	\$896,624	\$872,801	\$1,003,648	\$893,652	\$1,009,940	\$0	\$1,009,940	0.63%	13.01%
Total Department	\$2,047,514	\$2,052,150	\$2,250,439	\$2,043,609	\$2,248,494	\$0	\$2,248,494	-0.09%	10.03%

Revenues	\$1,393,867	\$1,405,294	\$1,342,607	\$1,300,000
-----------------	--------------------	--------------------	--------------------	--------------------

Celebration of Public Events

Budget	2011 Actual	2012 Actual	2013 Budget	2013 Estimated Expenditures	2014 Budget Request	Manager's Adjustment	2014 Budget	% Change 2013 Budget/ 2014 Budget	% Change 2013 Est. Exp./ 2014 Budget
Other Expense:									
Security - Freedom Festival	\$6,126	\$7,400	\$6,500	\$5,807	\$6,500		\$6,500	0.00%	11.93%
Supplies - Freedom Carnival/ Oct. Fair	\$3,614	\$8,575	\$9,000	\$8,146	\$9,000		\$9,000	0.00%	10.48%
Fireworks Display	\$8,500	\$7,450	\$10,000	\$7,750	\$10,000		\$10,000	0.00%	29.03%
Parade	\$3,034	\$2,946	\$3,500	\$2,880	\$3,500		\$3,500	0.00%	21.53%
Total Other Expense	\$21,274	\$26,371	\$29,000	\$24,583	\$29,000	\$0	\$29,000	0.00%	17.97%
Total Department	\$21,274	\$26,371	\$29,000	\$24,583	\$29,000	\$0	\$29,000	0.00%	17.97%

Landmarks Committee

Budget	2011 Actual	2012 Actual	2013 Budget	2013 Estimated Expenditures	2014 Budget Request	Manager's Adjustment	2014 Budget	% Change 2013 Budget/ 2014 Budget	% Change 2013 Est. Exp./ 2014 Budget
Other Expense:									
Supplies/Activities	\$0	\$0	\$0	\$0	\$1,000		\$1,000		
Total Other Expense	\$0	\$0	\$0	\$0	\$1,000	\$0	\$1,000		
Total Department	\$0	\$0	\$0	\$0	\$1,000	\$0	\$1,000		

Municipal Alliance

Budget	2011 Actual	2012 Actual	2013 Budget	2013 Estimated Expenditures	2014 Budget Request	Manager's Adjustment	2014 Budget	% Change 2013 Budget/ 2014 Budget	% Change 2013 Est. Exp./ 2014 Budget
Salary and Wages	\$7,200	\$7,200	\$7,200	\$7,200	\$7,200		\$7,200	0.00%	0.00%
Other Expense:									
Matching Share - MAC Grant	\$0	\$0	\$3,500	\$0	\$3,500		\$3,500	0.00%	#DIV/0!
Total Other Expense	\$0	\$0	\$3,500	\$0	\$3,500	\$0	\$3,500	0.00%	#DIV/0!
Total Department	\$7,200	\$7,200	\$10,700	\$7,200	\$10,700	\$0	\$10,700	0.00%	48.61%

Note: Balance in Trust as of 12/31/2013 == \$2,608

TOTAL COMMUNITY PROGRAMS

Budget	2011 Actual	2012 Actual	2013 Budget	2013 Estimated Expenditures	2014 Budget Request	Manager's Adjustment	2014 Budget	% Change 2013 Budget/ 2014 Budget	% Change 2013 Est. Exp./ 2014 Budget
Total Salaries and Wages	\$1,158,090	\$1,186,549	\$1,253,991	\$1,157,157	\$1,245,754	\$0	\$1,245,754	-0.66%	7.66%
Total Other Expenses	\$917,898	\$899,172	\$1,036,148	\$918,235	\$1,043,440	\$0	\$1,043,440	0.70%	13.64%
TOTAL RECREATION & EDUCATION	\$2,075,988	\$2,085,721	\$2,290,139	\$2,075,392	\$2,289,194	\$0	\$2,289,194	-0.04%	10.30%

MAINTENANCE OF FREE PUBLIC LIBRARY

Budget	2011 Actual	2012 Actual	2013 Budget	2013 Estimated Expenditures	2014 Budget Request	Manager's Adjustment	2014 Budget	% Change 2013 Budget/ 2014 Budget	% Change 2013 Est. Exp./ 2014 Budget
Municipal Appropriation	\$1,096,731	\$1,024,211	\$976,635	\$976,635	\$954,651		\$954,651	-2.25%	-2.25%
Total Other Expense	\$1,096,731	\$1,024,211	\$976,635	\$976,635	\$954,651	\$0	\$954,651	-2.25%	-2.25%
Total Department	\$1,096,731	\$1,024,211	\$976,635	\$976,635	\$954,651	\$0	\$954,651	-2.25%	-2.25%

Based on 1/3 of a mill (2013 Equalized Valauton)

STATUTORY CHARGES

Budget	2011 Actual	2012 Actual	2013 Budget	2013 Estimated Expenditures	2014 Budget Request	Manager's Adjustment	2014 Budget	% Change 2013 Budget/ 2014 Budget	% Change 2013 Est. Exp./ 2014 Budget
Other Expense:									
PERS (Public Employees)	\$622,600	\$634,933	\$571,958	\$571,958	\$629,412		\$629,412	10.05%	10.05%
PFRS (Police Officers)	\$1,066,373	\$910,395	\$968,646	\$968,646	\$961,499		\$961,499	-0.74%	-0.74%
DCRP (Defined Contribution Retirement Program)	\$113	\$391	\$5,000	\$5,760	\$6,000		\$6,000	20.00%	4.17%
Social Security	\$497,104	\$502,786	\$531,000	\$495,289	\$538,000		\$538,000	1.32%	#DIV/0! 8.62%
Total Other Expense	\$2,186,190	\$2,048,505	\$2,076,604	\$2,041,653	\$2,134,911	\$0	\$2,134,911	2.81%	4.57%
Total Department	\$2,186,190	\$2,048,505	\$2,076,604	\$2,041,653	\$2,134,911	\$0	\$2,134,911	2.81%	4.57%

ACCUMULATED LEAVE

Budget	2011 Actual	2012 Actual	2013 Budget	2013 Estimated Expenditures	2014 Budget Request	Manager's Adjustment	2014 Budget	% Change 2013 Budget/ 2014 Budget	% Change 2013 Est. Exp./ 2014 Budget
Salary and Wages	\$125,000		\$0	\$0	\$0		\$0	0.00%	0.00%
Total Department	\$125,000	\$0	\$0	\$0	\$0	\$0	\$0	0.00%	0.00%

Note: This budget is now reflected under Deferred Charges since we passed a Special Emergency in 2011.

INSURANCE

Budget	2011 Actual	2012 Actual	2013 Budget	2013 Estimated Expenditures	2014 Budget Request	Manager's Adjustment	2014 Budget	% Change 2013 Budget/ 2014 Budget	% Change 2013 Est. Exp./ 2014 Budget
Other Expense:									
Group Health Insurance	\$3,117,164	\$3,408,449	\$3,671,869	\$3,547,323	\$3,683,000		\$3,683,000	0.30%	3.82%
Workers Compensation	\$230,936	\$239,994	\$244,793	\$243,465	\$254,000		\$254,000	3.76%	4.33%
Other Insurance	\$258,905	\$330,744	\$388,316	\$348,966	\$385,000		\$385,000	-0.85%	10.33%
Total Other Expense	\$3,607,005	\$3,979,187	\$4,304,978	\$4,139,754	\$4,322,000	\$0	\$4,322,000	0.40%	4.40%
Total Department	\$3,607,005	\$3,979,187	\$4,304,978	\$4,139,754	\$4,322,000	\$0	\$4,322,000	0.40%	4.40%

DEBT SERVICE

Budget	2011 Actual	2012 Actual	2013 Budget	2013 Estimated Expenditures	2014 Budget Request	Manager's Adjustment	2014 Budget	% Change 2013 Budget/ 2014 Budget	% Change 2013 Est. Exp./ 2014 Budget
Other Expense:									
Payment of Bond Principal	\$482,000	\$507,000	\$507,000	\$507,000	\$537,000		\$537,000	5.92%	-5.59%
Interest on Bonds	\$144,169	\$125,492	\$105,845	\$105,845	\$86,199		\$86,199	-18.56%	22.79%
Interest on BANS	\$18,300	\$39,075	\$140,140	\$140,140	\$94,927		\$94,927	-32.26%	47.63%
Payment of BAN Principal	\$275,000	\$301,000	\$306,000	\$306,000	\$370,000		\$370,000	20.92%	-17.30%
Total Other Expense	\$919,469	\$972,567	\$1,058,985	\$1,058,985	\$1,088,126	\$0	\$1,088,126	2.75%	2.75%
Total Department	\$919,469	\$972,567	\$1,058,985	\$1,058,985	\$1,088,126	\$0	\$1,088,126	2.75%	2.75%

CONTINGENT

Budget	2011 Actual	2012 Actual	2013 Budget	2013 Estimated Expenditures	2014 Budget Request	Manager's Adjustment	2014 Budget	% Change 2013 Budget/ 2014 Budget
Contingent	\$0	\$0	\$100		\$100		\$100	0.00%
Total Other Expense	\$0	\$0	\$100	\$0	\$100	\$0	\$100	0.00%
Total Department	\$0	\$0	\$100	\$0	\$100	\$0	\$100	0.00%

FEDERAL AND STATE PROGRAMS

Budget	2011 Actual	2012 Actual	2013 Budget	2013 Estimated Expenditures	2014 Budget Request	Manager's Adjustment	2014 Budget	% Change 2013 Budget/ 2014 Budget	% Change 2013 Est. Exp./ 2014 Budget
Other Expense:									
Municipal Alliance	\$20,505	\$20,505	\$18,305	\$18,305	\$9,153		\$9,153	-50.00%	-50.00%
Drunk Driving Enforcement Fund	\$0	\$0	\$0	\$0	\$4,347		\$4,347	#DIV/0!	#DIV/0!
Total Other Expense	\$20,505	\$20,505	\$18,305	\$18,305	\$13,500	\$0	\$13,500	-26.25%	-26.25%
Total Department	\$20,505	\$20,505	\$18,305	\$18,305	\$13,500	\$0	\$13,500	-26.25%	-26.25%

CAPITAL OUTLAY

Budget	2011 Actual	2012 Actual	2013 Budget	2013 Estimated Expenditures	2014 Budget Request	Manager's Adjustment	2014 Budget	% Change 2013 Budget/ 2014 Budget	% Change 2013 Est. Exp./ 2014 Budget
Clerk - Land Use Archiving - Digital Scanning - Building/Health					\$50,000		\$50,000		
Clerk - Postage Machine					\$15,000		\$15,000		
Clerk - Employee ID System					\$10,000		\$10,000		
Finance - Replace Existing office Furniture					\$2,500		\$2,500		
Tax Assessment - Tax Map Update					\$185,000		\$185,000		
Data Processing - Tablets and Smartphones					\$2,000		\$2,000		
Building and Grounds - Cell Tower Study Information					\$5,000		\$5,000		
Fire - SCBA Hydrostatic Testing (Phase II)					\$4,000		\$4,000		
Fire - New Fire Hose					\$10,000		\$10,000		
Police - Uniform Replacement					\$30,000	-\$15,000	\$15,000		
Police - Promotional Exam					\$10,000	-\$3,000	\$7,000		
Police - Record Management System - Information Switchover					\$15,500		\$15,500		
Police - Repair Speed Trailer					\$5,000		\$5,000		
Police - Speed Alert Radar Message					\$5,000		\$5,000		
Police - Replace existing Office Furniture (4 Offices)					\$17,500	-\$7,500	\$10,000		
Police - Smart Boards (2)					\$8,000		\$8,000		
Police - Millbrook Avenue Traffic Calming Devices					\$12,000		\$12,000		
Public Works - Retention Basin Completion					\$15,000	-\$15,000	\$0		
Public Works - Pocket Max Handheld Scan Tool					\$3,000		\$3,000		
Public Works - EnviroSight Push Camera					\$7,000	-\$7,000	\$0		
Public Works - Rear Deck Mower					\$9,500	-\$9,500	\$0		
Public Works - Brush Head for Roadside Mower					\$17,000	-\$17,000	\$0		
Fleet Management - Maintenance Management System (Bd. Of. Ed. to Contribute \$12,000.)					\$24,000	-\$12,000	\$12,000		
Fleet Maintenance - Purchase of Police Vehicle (4 Vehicles)					\$185,000	-\$35,000	\$150,000		
Total Other Expense	\$219,069	\$174,004	\$244,500	\$215,748	\$647,000	-\$121,000	\$526,000	115.13%	143.80%
Total Department	\$219,069	\$174,004	\$244,500	\$215,748	\$647,000	-\$121,000	\$526,000	115.13%	143.80%

CAPITAL IMPROVEMENTS

Budget	2011 Actual	2012 Actual	2013 Budget	2013 Estimated Expenditures	2014 Budget Request	Manager's Adjustment	2014 Budget	% Change 2013 Budget/ 2014 Budget	% Change 2013 Est. Exp./ 2014 Budget
Other Expense:									
Capital Improvements	\$638,600	\$1,027,800	\$1,171,000	\$1,171,000	\$1,188,500		\$1,188,500	1.49%	1.49%
Total Other Expense	\$638,600	\$1,027,800	\$1,171,000	\$1,171,000	\$1,188,500	\$0	\$1,188,500	1.49%	1.49%
Total Department	\$638,600	\$1,027,800	\$1,171,000	\$1,171,000	\$1,188,500	\$0	\$1,188,500	1.49%	1.49%

DEFERRED CHARGES

Budget	2011 Actual	2012 Actual	2013 Budget	2013 Estimated Expenditures	2014 Budget Request	Manager's Adjustment	2014 Budget	% Change 2013 Budget/ 2014 Budget	% Change 2013 Est. Exp./ 2014 Budget
Other Expense:									
Special Emergency - Accumulated Leave at Retirement	\$0	\$125,000	\$125,000	\$125,000	\$125,000		\$125,000	0.00%	0.00%
Debt Authorized but not Issued	\$13,536	\$13,536	\$18,400	\$18,400	\$0		\$0	-100.00%	-100.00%
Total Other Expense	\$13,536	\$138,536	\$143,400	\$143,400	\$125,000	\$0	\$125,000	-12.83%	-12.83%
Total Department	\$13,536	\$138,536	\$143,400	\$143,400	\$125,000	\$0	\$125,000	-12.83%	-12.83%

**TOWNSHIP OF RANDOLPH
STATEMENT OF OPERATIONS - 2013
WATER AND SEWER DEPARTMENT**

Revenue and Other Income Realized		
	2013 WATER	2012 WATER
Fund Balance Utilized	\$0.00	\$470,000.00
Miscellaneous Revenue Anticipated	\$2,966,441.17	\$3,057,751.63
Nonbudget Revenue	\$64,156.26	\$41,483.47
Other Credits to Income:		
Unexpended Balance of Appropriation Reserves	\$121,570.20	\$3,134.80
Total Income	\$3,152,167.63	\$3,572,369.90
Expenditures		
Budget Appropriations for Municipal Purpose	\$2,972,851.00	\$3,069,947.00
Refund of Prior Year Revenue	\$12,668.98	
Refund of Miscellaneous Revenue	\$196.40	\$200.00
Total Expenditures	\$2,985,716.38	\$3,070,147.00
Excess In Revenue	\$166,451.25	\$502,222.90
Fund Balance		
Balance January 1	\$243,393.01	\$211,170.11
	\$409,844.26	\$713,393.01
Decreased by:		
Utilized as Anticipated Revenue	\$0.00	-\$470,000.00
Fund Balance December 31	\$409,844.26	\$243,393.01

	2013 SEWER	2012 SEWER
Fund Balance Utilized	\$200,000.00	\$360,000.00
Miscellaneous Revenue Anticipated	\$4,052,302.69	\$4,064,962.89
Nonbudget Revenue	\$128,306.58	\$103,048.81
Other Credits to Income:		
Unexpended Balance of Appropriation Reserves	\$184,372.25	\$131,626.47
Total Income	\$4,564,981.52	\$4,659,638.17
Expenditures		
Budget Appropriations for Municipal Purpose	\$4,176,613.10	\$4,303,452.89
Refund of Prior Year Revenue		
Refund of Miscellaneous Revenue		
Total Expenditures	\$4,176,613.10	\$4,303,452.89
Excess In Revenue	\$388,368.42	\$356,185.28
Fund Balance		
Balance January 1	\$5,272,836.20	\$5,276,650.92
	\$5,661,204.62	\$5,632,836.20
Decreased by:		
Utilized as Anticipated Revenue	-\$200,000.00	-\$360,000.00
Fund Balance December 31	\$5,461,204.62	\$5,272,836.20

SUMMARY OF REVENUE AND EXPENDITURES

REVENUES	2013 Adopted Budget	2014 Proposed Budget	Difference	% Change
Water Department				
Surplus to Support Budget	\$0	\$0	\$0	
Miscellaneous Revenues - Water Rents	\$2,972,851	\$2,825,932	-\$146,919	-4.94%
TOTAL WATER REVENUE	\$2,972,851	\$2,825,932	-\$146,919	-4.94%
Sewer Department				
Surplus to Support Budget	\$200,000	\$40,000	-\$160,000	-80.00%
Miscellaneous Revenues - Sewer Rents	\$4,013,286	\$4,033,505	\$20,219	0.50%
TOTAL SEWER REVENUE	\$4,213,286	\$4,073,505	-\$139,781	-3.32%
TOTAL REVENUE	\$7,186,137	\$6,899,437	-\$286,700	-3.99%

EXPENDITURES	2013 Adopted Budget	2014 Proposed Budget	Difference	% Change
Operations:				
Administrative and Executive				
Salary and Wages	\$514,037	\$538,409	\$24,372	4.74%
Other Expenses	\$796,075	\$802,983	\$6,908	0.87%
Operations				
Salary and Wages	\$470,200	\$528,694	\$58,494	12.44%
Other Expenses	\$278,500	\$276,500	-\$2,000	-0.72%
Total Salary and Wages	\$984,237	\$1,067,103	\$82,866	8.42%
Total Other Expenses	\$1,074,575	\$1,079,483	\$4,908	0.46%
Total Operations	\$2,058,812	\$2,146,586	\$87,774	4.26%
Service Agreements	\$2,662,000	\$2,872,000	\$210,000	7.89%
Capital Outlay	\$104,800	\$106,900	\$2,100	2.00%
Capital Improvements	\$1,190,000	\$1,225,000	\$35,000	2.94%
Debt Service	\$977,885	\$348,951	-\$628,934	-64.32%
Statutory Charges	\$192,640	\$200,000	\$7,360	3.82%
Deferred Charges	\$0	\$0	\$0	
TOTAL EXPENDITURES	7,186,137	6,899,437	-286,700	-3.99%

Allocation	
Water	Sewer

\$323,045	\$215,364
\$484,190	\$318,793
\$317,216	\$211,478
\$137,780	\$138,720
\$640,262	\$426,841
\$621,970	\$457,513
\$1,262,232	\$884,354
\$1,262,000	\$1,610,000
\$46,700	\$60,200
\$135,000	\$1,090,000
\$0	\$348,951
\$120,000	\$80,000
\$0	\$0
2,825,932	4,073,505

WATER DEPARTMENT

<u>REVENUES</u>	<u>REALIZED IN CASH 2011</u>	<u>REALIZED IN CASH 2012</u>	<u>ANTICIPATED 2013</u>	<u>REALIZED IN CASH 2013</u>	<u>2014 PROPOSED BUDGET</u>	<u>% INCREASE/ DECREASE</u>
GENERAL REVENUES:						
Surplus Anticipated (surplus used for revenues to support budget)	\$422,000	\$470,000	\$0	\$0	\$0	
MISCELLANEOUS REVENUES:						
Water Rents	\$2,602,463	\$3,057,751	\$2,972,851	\$2,966,441	\$2,825,932	-4.94%
Total Miscellaneous Revenue	<u>\$2,602,463</u>	<u>\$3,057,751</u>	<u>\$2,972,851</u>	<u>\$2,966,441</u>	<u>\$2,825,932</u>	<u>-4.94%</u>
TOTAL WATER REVENUE	\$3,024,463	\$3,527,751	\$2,972,851	\$2,966,441	\$2,825,932	-4.94%

TOTAL WATER CUSTOMERS:

2009	5655
2010	5657
2011	5661
2012	5685
2013	

SEWER DEPARTMENT

<u>REVENUES</u>	<u>REALIZED IN CASH 2011</u>	<u>REALIZED IN CASH 2012</u>	<u>ANTICIPATED 2013</u>	<u>REALIZED IN CASH 2013</u>	<u>2014 PROPOSED BUDGET</u>	<u>% INCREASE/ DECREASE</u>
GENERAL REVENUES:						
Surplus Anticipated (surplus used for revenues to support budget)	\$862,000	\$360,000	\$200,000	\$200,000	\$40,000	-80.00%
MISCELLANEOUS REVENUES:						
Sewer Rents	\$3,977,828	\$4,064,962	\$4,013,286	\$4,052,302	\$4,033,505	0.50%
Total Miscellaneous Revenue	<u>\$3,977,828</u>	<u>\$4,064,962</u>	<u>\$4,013,286</u>	<u>\$4,052,302</u>	<u>\$4,033,505</u>	<u>0.50%</u>
TOTAL SEWER REVENUE	\$4,839,828	\$4,424,962	\$4,213,286	\$4,252,302	\$4,073,505	-3.32%

TOTAL SEWER CUSTOMERS:

2009	3898
2010	3898
2011	3898
2012	3908
2013	

ADMINISTRATIVE AND EXECUTIVE

Budget	2011 Actual	2012 Actual	2013 Budget	2013 Estimated Expenditures	2014 Budget Request	Manager's Adjustment	2014 Budget	% Change 2013 Budget/ 2014 Budget	% Change 2013 Est. Exp./ 2014 Budget	Allocation	
										Water	Sewer
Salary and Wages - Administrative	\$460,116	\$502,551	\$514,037	\$512,654	\$538,409		\$538,409	4.74%	5.02%	\$323,045	\$215,364
Salary and Wages	\$460,116	\$502,551	\$514,037	\$512,654	\$538,409	\$0	\$538,409	4.74%	5.02%	\$323,045	\$215,364
Other Expense:											
Engineering Consultant	\$64,000	\$64,000	\$64,000	\$64,000	\$64,000	\$2,000	\$66,000	3.13%	3.13%	\$39,600	\$26,400
Legal	\$91,000	\$91,000	\$91,000	\$91,000	\$91,000		\$91,000	0.00%	0.00%	\$54,600	\$36,400
Audit	\$12,974	\$12,974	\$12,974	\$12,974	\$13,233		\$13,233	2.00%	2.00%	\$7,940	\$5,293
Finance Accounting System	\$0	\$0	\$1,300	\$1,241	\$1,300		\$1,300	0.00%	4.75%	\$780	\$520
Township - Website	\$0	\$5,750	\$3,000	\$3,000	\$3,000		\$3,000	0.00%	0.00%	\$1,800	\$1,200
Emergency Notification Service	\$0	\$5,680	\$7,200	\$7,398	\$7,500		\$7,500	4.17%	1.38%	\$4,500	\$3,000
Printing, Postage and Supplies	\$14,145	\$17,614	\$17,000	\$14,370	\$17,000		\$17,000	0.00%	18.30%	\$10,200	\$6,800
On Line Water/Sewer Payments	\$0	\$0	\$1,750	\$1,750	\$1,750		\$1,750	0.00%	0.00%	\$1,050	\$700
Public Comm. Water Tax	\$6,580	\$5,681	\$7,000	\$5,285	\$6,000		\$6,000	-14.29%	13.53%	\$6,000	\$0
Janitorial Services - Maint. Facility	\$0	\$0	\$2,900	\$2,885	\$2,900		\$2,900	0.00%	0.52%	\$1,740	\$1,160
Group Insurance	\$289,497	\$320,090	\$334,936	\$334,936	\$336,000		\$336,000	0.32%	0.32%	\$201,600	\$134,400
Workers Comp	\$109,050	\$114,012	\$115,631	\$115,631	\$120,000		\$120,000	3.78%	3.78%	\$72,000	\$48,000
Other Insurance	\$76,568	\$80,052	\$119,784	\$80,596	\$123,000		\$123,000	2.68%	52.61%	\$73,800	\$49,200
Computers	\$37,094	\$33,940	\$17,600	\$14,125	\$14,300		\$14,300	-18.75%	1.24%	\$8,580	\$5,720
Total Other Expense	\$700,908	\$750,793	\$796,075	\$749,191	\$800,983	\$2,000	\$802,983	0.87%	7.18%	\$484,190	\$318,793
Total Department	\$1,161,024	\$1,253,344	\$1,310,112	\$1,261,845	\$1,339,392	\$2,000	\$1,341,392	2.39%	6.30%	\$807,235	\$534,157

OPERATIONS

Budget	2011 Actual	2012 Actual	2013 Budget	2013 Estimated Expenditures	2014 Budget Request	Manager's Adjustment	2014 Budget	% Change 2013 Budget/ 2014 Budget	% Change 2013 Est. Exp./ 2014 Budget	Allocation	
										Water	Sewer
Salary and Wages - Regular	\$532,062	\$465,183	\$450,200	\$433,385	\$463,694		\$463,694	3.00%	6.99%	\$278,216	\$185,478
Salary and Wages - 2 Part-Time	\$0	\$0	\$0	\$0	\$40,000		\$40,000		#DIV/0!	\$24,000	\$16,000
Salary and Wages - Overtime	\$17,865	\$18,047	\$20,000	\$25,442	\$25,000		\$25,000	25.00%	-1.74%	\$15,000	\$10,000
Total Salary and Wages	\$549,927	\$483,230	\$470,200	\$458,827	\$528,694	\$0	\$528,694	12.44%	15.23%	\$317,216	\$211,478
Other Expense:											
Supplies & Equipment Purchases	\$4,844	\$12,782	\$16,000	\$9,554	\$14,000		\$14,000	-12.50%	46.54%	\$8,400	\$5,600
Uniform Allowance/Cleaning	\$3,459	\$3,132	\$4,300	\$3,746	\$4,300		\$4,300	0.00%	14.79%	\$2,580	\$1,720
Dues/Conference/Education	\$665	\$410	\$2,000	\$486	\$3,000		\$3,000	50.00%	517.28%	\$1,800	\$1,200
Leak Detection	\$20,183	\$21,180	\$25,000	\$19,995	\$25,000		\$25,000	0.00%	25.03%	\$25,000	\$0
Service Contracts	\$15,417	\$14,105	\$20,500	\$20,390	\$21,500		\$21,500	4.88%	5.44%	\$11,000	\$10,500
Water Purchases - Other Communities	\$3,169	\$3,420	\$3,500	\$2,775	\$3,500		\$3,500	0.00%	26.13%	\$3,500	\$0
Water Line Maintenance	\$54,560	\$27,652	\$43,000	\$38,337	\$48,000		\$48,000	11.63%	25.21%	\$48,000	\$0
Sewer Transmission Charge	\$10,953	\$11,440	\$13,000	\$10,752	\$13,000		\$13,000	0.00%	20.91%	\$0	\$13,000
Sewer Line Maintenance	\$13,748	\$15,886	\$21,000	\$20,078	\$21,000		\$21,000	0.00%	4.59%	\$0	\$21,000
Vehicle Maintenance	\$11,706	\$6,210	\$12,000	\$14,183	\$20,000		\$20,000	66.67%	41.01%	\$12,000	\$8,000
Total Other Expense	\$138,704	\$116,217	\$160,300	\$140,296	\$173,300	\$0	\$173,300	8.11%	23.52%	\$112,280	\$61,020
Total Department	\$688,631	\$599,447	\$630,500	\$599,123	\$701,994	\$0	\$701,994	11.34%	17.17%	\$429,496	\$272,498

UTILITIES

Budget	2011 Actual	2012 Actual	2013 Budget	2013 Estimated Expenditures	2014 Budget Request	Manager's Adjustment	2014 Budget	% Change 2013 Budget/ 2014 Budget	% Change 2013 Est. Exp./ 2014 Budget	Allocation	
										Water	Sewer
Other Expense:											
Electricity	\$65,515	\$48,811	\$70,000	\$50,334	\$55,000		\$55,000	-21.43%	9.27%	\$0	\$55,000
Telephone - Local	\$947	\$3,016	\$1,200	\$1,156	\$1,200		\$1,200	0.00%	3.81%	\$0	\$1,200
Verizon Wireless	\$1,815	\$2,151	\$2,500	\$2,124	\$2,500		\$2,500	0.00%	17.70%	\$1,500	\$1,000
Heating - Natural Gas	\$3,833	\$3,810	\$4,500	\$2,937	\$4,500		\$4,500	0.00%	53.22%	\$0	\$4,500
Gasoline	\$27,000	\$40,000	\$40,000	\$40,000	\$40,000		\$40,000	0.00%	0.00%	\$24,000	\$16,000
Total Other Expense	\$99,110	\$97,788	\$118,200	\$96,551	\$103,200	\$0	\$103,200	-12.69%	6.89%	\$25,500	\$77,700
Total Department	\$99,110	\$97,788	\$118,200	\$96,551	\$103,200	\$0	\$103,200	-12.69%	6.89%	\$25,500	\$77,700

SERVICE AGREEMENTS

Budget	2011 Actual	2012 Actual	2013 Budget	2013 Estimated Expenditures	2014 Budget Request	Manager's Adjustment	2014 Budget	% Change 2013 Budget/ 2014 Budget	% Change 2013 Est. Exp./ 2014 Budget	Allocation	
										Water	Sewer
Other Expense:											
MCMUA	\$1,310,814	\$1,166,160	\$1,262,000	\$1,127,947	\$1,262,000		\$1,262,000	0.00%	11.88%	\$1,262,000	\$0
Morris Township	\$530,186	\$557,635	\$500,000	\$380,075	\$500,000		\$500,000	0.00%	31.55%	\$0	\$500,000
RVRSA *	\$785,551	\$806,868	\$900,000	\$768,275	\$1,110,000		\$1,110,000	23.33%	44.48%	\$0	\$1,110,000
Total Other Expense	\$2,626,551	\$2,530,663	\$2,662,000	\$2,276,297	\$2,872,000	\$0	\$2,872,000	7.89%	26.17%	\$1,262,000	\$1,610,000
Total Department	\$2,626,551	\$2,530,663	\$2,662,000	\$2,276,297	\$2,872,000	\$0	\$2,872,000	7.89%	26.17%	\$1,262,000	\$1,610,000

* Adjusted for ongoing Litigation with Jersey City.

CAPITAL OUTLAY

Budget	2011 Actual	2012 Actual	2013 Budget	2013 Estimated Expenditures	2014 Budget Request	Manager's Adjustment	2014 Budget	% Change 2013 Budget/ 2014 Budget	% Change 2013 Est. Exp./ 2014 Budget	Allocation	
										Water	Sewer
Water - Water System Values					\$7,500		\$7,500			\$7,500	
Water - MIU/Meter Replacement					\$23,000		\$23,000			\$23,000	
Water - Subsurface Pipe Locator					\$4,000		\$4,000			\$4,000	
Water - Water System Value Machine					\$4,000		\$4,000			\$4,000	
Water - Portable Power Washer					\$2,000		\$2,000			\$2,000	
Sewer - MeadowBrook Pump Station Generator					\$25,000		\$25,000				\$25,000
Sewer - Arrowgate Pump Station Sewerage Grinder					\$15,000		\$15,000				\$15,000
Sewer - Dogwood Pump Station Swerage Grinder					\$12,000		\$12,000				\$12,000
Sewer = Portable Hoist					\$2,000		\$2,000				\$2,000
Water/Sewer - Pneumatic Pipe Cutting Saw					\$5,000		\$5,000			\$2,500	\$2,500
Water/Sewer - Trench Excavation Shoring					\$4,000		\$4,000			\$2,000	\$2,000
Water/Sewer - Pavement Cutting Saw					\$2,000		\$2,000			\$1,000	\$1,000
Water/Sewer - Tablets (2)					\$1,400		\$1,400			\$700	\$700
Total Other Expense	\$31,175	\$45,213	\$104,800	\$68,171	\$106,900	\$0	\$106,900	2.00%	56.81%	\$46,700	\$60,200
Total Department	\$31,175	\$45,213	\$104,800	\$68,171	\$106,900	\$0	\$106,900	2.00%	56.81%	\$46,700	\$60,200

CAPITAL IMPROVEMENTS

Budget	2011 Actual	2012 Actual	2013 Budget	2013 Estimated Expenditures	2014 Budget Request	Manager's Adjustment	2014 Budget	% Change 2013 Budget/ 2014 Budget	% Change 2013 Est. Exp./ 2014 Budget	Allocation	
										Water	Sewer
Other Expense:											
Capital Improvement	\$1,316,500	\$1,264,000	\$1,190,000	\$1,190,000	\$1,225,000		\$1,225,000	2.94%	2.94%	\$135,000	\$1,090,000
Total Other Expense	\$1,316,500	\$1,264,000	\$1,190,000	\$1,190,000	\$1,225,000	\$0	\$1,225,000	2.94%	2.94%	\$135,000	\$1,090,000
Total Department	\$1,316,500	\$1,264,000	\$1,190,000	\$1,190,000	\$1,225,000	\$0	\$1,225,000	2.94%	2.94%	\$135,000	\$1,090,000

DEBT SERVICE

Budget	2011 Actual	2012 Actual	2013 Budget	2013 Estimated Expenditures	2014 Budget Request	Manager's Adjustment	2014 Budget	% Change 2013 Budget/ 2014 Budget	% Change 2013 Est. Exp./ 2014 Budget	Allocation	
										Water	Sewer
Other Expense:											
Payment of Bond Principal	\$560,000	\$560,000	\$560,000	\$560,000	\$0		\$0	-100.00%	-100.00%		\$0
Interest on Bonds	\$81,480	\$54,320	\$27,160	\$27,160	\$0		\$0	-100.00%	-100.00%		\$0
Loan - Principal	\$340,038	\$348,784	\$353,020	\$353,020	\$321,782		\$321,782	-8.85%	-8.85%		\$321,782
Loan - Interest	\$56,891	\$47,435	\$37,705	\$37,705	\$27,169		\$27,169	-27.94%	-27.94%		\$27,169
Total Other Expense	\$1,038,409	\$1,010,539	\$977,885	\$977,885	\$348,951	\$0	\$348,951	-64.32%	-64.32%	\$0	\$348,951
Total Department	\$1,038,409	\$1,010,539	\$977,885	\$977,885	\$348,951	\$0	\$348,951	-64.32%	-64.32%	\$0	\$348,951

STATUTORY CHARGES

Budget	2011 Actual	2012 Actual	2013 Budget	2013 Estimated Expenditures	2014 Budget Request	Manager's Adjustment	2014 Budget	% Change 2013 Budget/ 2014 Budget	% Change 2013 Est. Exp./ 2014 Budget	Allocation	
										Water	Sewer
Other Expense:											
PERS	\$118,176	\$121,000	\$109,000	\$109,000	\$120,000		\$120,000	10.09%	10.09%	\$72,000	\$48,000
Social Security	\$80,000	\$82,000	\$83,640	\$83,640	\$80,000		\$80,000	-4.35%	-4.35%	\$48,000	\$32,000
Total Other Expense	\$198,176	\$203,000	\$192,640	\$192,640	\$200,000	\$0	\$200,000	3.82%	3.82%	\$120,000	\$80,000
Total Department	\$198,176	\$203,000	\$192,640	\$192,640	\$200,000	\$0	\$200,000	3.82%	3.82%	\$120,000	\$80,000

DEFERRED CHARGES

Budget	2011 Actual	2012 Actual	2013 Budget	2013 Estimated Expenditures	2014 Budget Request	Manager's Adjustment	2013 Budget	% Change 2013 Budget/ 2014 Budget	% Change 2013 Est. Exp./ 2014 Budget	Allocation	
										Water	Sewer
Other Expense:											
Emergency - Water Purchase	\$210,000	\$125,000	\$0		\$0		\$0	#DIV/0!	#DIV/0!	\$0	\$0
Payment of Debt Authorized not issued	\$403,018	\$0	\$0		\$0		\$0	#DIV/0!	#DIV/0!	\$0	\$0
Total Other Expense	\$613,018	\$125,000	\$0	\$0	\$0	\$0	\$0	#DIV/0!	#DIV/0!	\$0	\$0
Total Department	\$613,018	\$125,000	\$0	\$0	\$0	\$0	\$0	#DIV/0!	#DIV/0!	\$0	\$0

**TOWNSHIP OF RANDOPH
WATER DEPARTMENT
BUDGET SURPLUS
10 YEAR HISTORY**

YEAR	<u>TOTAL BUDGET</u>	<u>SURPLUS DEC 31</u>	<u>SURPLUS UTILIZED IN NEXT YEARS BUDGET</u>	<u>SURPLUS BALANCE</u>
2004	\$2,517,013	\$1,556,828	\$710,000	\$846,828
2005	\$2,842,000	\$1,407,695	\$460,000	\$947,695
2006	\$2,920,822	\$1,336,900	\$485,000	\$851,900
2007	\$3,097,382	\$1,506,766	\$610,000	\$896,766
2008	\$3,307,643	\$1,109,746	\$494,000	\$615,746
2009	\$3,072,000	\$621,308	\$612,000	\$9,308
2010	\$2,872,000	\$438,151	\$422,000	\$16,151
2011	\$2,941,340	\$211,170	\$470,000	-\$258,830
2012	\$3,069,948	\$243,393	\$0	\$243,393
2013	\$2,972,851	\$409,844	\$0	\$409,844

**TOWNSHIP OF RANDOPH
SEWER DEPARTMENT
BUDGET SURPLUS
10 YEAR HISTORY**

YEAR	<u>TOTAL BUDGET</u>	<u>SURPLUS DEC 31</u>	<u>SURPLUS UTILIZED IN NEXT YEARS BUDGET</u>	<u>RESERVE FOR FUTURE DEBT SERVICE</u>	<u>SURPLUS BALANCE</u>
2004	\$3,833,720	\$5,188,520	\$138,000	\$3,826,000	\$1,224,520
2005	\$3,838,000	\$5,921,303	\$0	\$3,930,559	\$1,990,744
2006	\$3,903,620	\$6,773,119	\$152,000	\$4,216,229	\$2,404,890
2007	\$4,052,153	\$6,988,815	\$885,000	\$4,584,229	\$1,519,586
2008	\$4,784,928	\$6,941,999	\$895,000	\$4,546,999	\$1,500,000
2009	\$4,952,540	\$6,289,999	\$785,000	\$4,004,999	\$1,500,000
2010	\$4,853,603	\$5,692,028	\$862,000	\$3,330,028	\$1,500,000
2011	\$4,840,991	\$5,276,651	\$360,000	\$3,416,651	\$1,500,000
2012	\$4,332,215	\$5,272,836	\$200,000	\$3,572,836	\$1,500,000
2013	\$4,213,286	\$5,461,204	\$40,000	\$3,921,204	\$1,500,000

RANDOLPH TOWNSHIP
EMPLOYEE LISTING
2014

<u>Name</u>	<u>Title</u>	<u>PT</u>	<u>FT</u>
OFFICE OF THE MANAGER			
<u>Administration</u>			
John Lovell*	Township Manager		1
Jessica Losey*	Manager's Secretary		1
Jenifer Lambert	Purchasing Coordinator		1
Elizabeth Crescibene*	Purchasing Agent QPA/RRPO and MCCPC Administrator		1
		0	4
<u>Clerk</u>			
Donna Luciani*	Township Clerk		1
Donna Brady	Deputy Clerk		1
Janet Pollio	Administrative Aide (28 hrs/wk)	1	
		1	2
<u>Engineering, Planning, and Zoning</u>			
Ralph Carchia*	Engineering/Water & Sewer Admin/Licensed Operator		1
Richard Lindsay*	Engineering Asst./Public Works Inspector		1
Sally Cascio*	Dept. Secretary		1
Terri LaPenna*	Clerk/Typist (16 hours/wk)	1	
Luis Bandeira	Building Maintenance Worker		1
Darren Carney	Asst Township Mgr/Planning/Zoning/GIS Administrator		1
Kimberly Coward	Dept. Secretary		1
Barrie Krause	Zoning Officer (25 hrs/wk)	1	
		2	6
<u>Finance</u>			
Darren Maloney	Finance Director		1
Linda Marini*	Asst. Finance Director		1
Pamela Vasta*	Dept. Secretary/Human Resources Coordinator		1
		0	3
<u>Tax Collector</u>			
Lisa Combes*	Tax Collector/Treasurer		1
Maureen Connelly*	Revenue Collections Clerk		1
Beth Thompson	Revenue Collections Clerk		1
		0	3
<u>Assessor</u>			
Barbara Gothie	Tax Assessor		1
Jennifer Balfour	Secretary		1
		0	2
COURT ADMINISTRATION			
Ira Cohen	Judge	1	
Christine Hopler	Court Administrator		1
Rosemarie Jung	Deputy Court Administrator		1
Wandaly Orama	Violations Clerk		1
Blanche Ohlsen	Violations Clerk		1
Joseph Bawiec	Court Officer (6 hrs/wk)	1	
Benjamin Palmer	Court Officer (6 hrs/wk)	1	

RANDOLPH TOWNSHIP
EMPLOYEE LISTING
2014

<u>Name</u>	<u>Title</u>	<u>PT</u>	<u>FT</u>
David Sorber	Court Officer (4 hrs/wk)	1	
		4	4

PUBLIC WORKS

Thomas Spring*	Director of Public Works		1
			1

DPW

Mark Montemarano	Foreman		1
John Pieper	Foreman		1
Charles DeCristoforo*	Driver		1
Thomas Foli	Operator		1
Edward Garrison	Operator		1
Robert Gomez	Driver		1
Robin Huff	Driver		1
Jeffrey Kasper	Driver		1
Joseph Kott	Driver		1
James McCabe	Driver		1
Richard L. Smith	Driver		1
Andrew W. Thompson	Driver		1
Scott Wagner	Driver		1
		0	13

DPW - Mechanics

Raymond Patrick	Foreman		1
Gerard Condit	Mechanic		1
Carl Dean Jr.	Mechanic		1
Lawrence Galante*	Mechanic		1
		0	4

DPW - Recycling

Thomas Chudley	Driver		1
Kevin Johnson	Driver		1
Riccardo Molina	Driver		1
Louis Ranucci	Driver		1
Boris Lyzak	Laborer (15 hrs/wk)	1	
Benjamin Palmer	Laborer (28 hrs/wk)	1	
Vacant	Laborer (28 hrs/wk)	1	
Michael Ranucci	Laborer (28 hrs/wk)	1	
Andrew T. Thompson	Laborer (14 hrs/wk)	1	
		5	4

POLICE, RESCUE & EMERGENCY RESCUE

David Stokoe	Police Chief		1
Christopher Giuliani	Lieutenant		1
Harzula, William	Lieutenant		1
Jeffrey Gomez	Lieutenant		1
Keith Donovan	Detective Sergeant		1
Carl LeMarble	Sergeant		1
Garry Moore	Sergeant		1
Frank Mygas	Sergeant		1
Matthew Pfeiffer	Acting Sergeant		1
Edward Shivas	Acting Sergeant		1
Kevin Clark	Detective		1
Brian McGaughran	Detective		1

RANDOLPH TOWNSHIP
EMPLOYEE LISTING
2014

<u>Name</u>	<u>Title</u>	<u>PT</u>	<u>FT</u>
Melissa Bailey	Patrol Officer		1
Richard Biase	Patrol Officer		1
Brian Brenckman	Patrol Officer		1
Chris Carbonaro	Patrol Officer		1
Neil Caufield	Patrol Officer		1
Corey Czerniak	Patrol Officer		1
Robert Coyle	Patrol Officer		1
Jason Del Turco	Patrol Officer		1
Kurt Edelman	Patrol Officer		1
Brian Galina	Patrol Officer		1
Jason Gould	Patrol Officer		1
Jeff Goral	Patrol Officer		1
Giacomo Greco	Patrol Officer		1
Manlio Irlua	Patrol Officer		1
Daniel Novoa	Patrol Officer		1
James Pritchard	Patrol Officer		1
Michael Puskas	Patrol Officer		1
Matthew Rispoli	Patrol Officer		1
Michael Shoudy	Patrol Officer		1
Brett Sommer	Patrol Officer		1
David Spence	Patrol Officer		1
Sean Verbist	Patrol Officer		1
Vacant	Patrol Officer		1
Vacant	Patrol Officer		1
David Emmons	IT/Training Coordinator		1
Bonnie Yeager	Administrator		1
Kathleen Mussone	Police Services Coordinator		1
Gale Klatte	Chief's Secretary		1
Rosann Morehouse	Dept. Secretary		1
Carolyn Murphy	Secretary		
Paul Burdge	Crossing Guard	1	
Frank, Christina	Crossing Guard	1	
Nancy Gusoff	Crossing Guard	1	
Corina Wolfson	Crossing Guard	1	
		4	41

HEALTH & CODE ENFORCEMENT

Health

Mark Caputo	Health Director		1
Chris Cantisano	Health Specialist		1
Connie McManus	Sanitarian/Environmental Health Specialist	1	
Virginia Maico	Public Health Nurse Supervisor		1
Kathleen Heath	Health Asst./Registrar & Recycling Coordinator		1
Ann Marie Ryan	Secretary		1
Cemil Andican	Health Sanitarian		1
Colleen Hintz	Public Health Nurse (15 hrs/wk)	1	
Beverly Mooney	Public Health Nurse (8 hrs/wk)	1	
		3	6

Code Enforcement

Robert Murphy	Building Inspector/Building & Grounds Supv.		1
Karen Dobbins	Technical Assistant		1
Josephine Forestiere	Technical Assistant		1
Robert Provencher	Plumbing Inspector (20 hrs/wk)	1	
		1	

RANDOLPH TOWNSHIP
EMPLOYEE LISTING
2014

<u>Name</u>	<u>Title</u>	<u>PT</u>	<u>FT</u>
		1	3
<u>Animal Control</u>			
Erika Barkman	Animal Control Officer		1
Sunny Nowell	Deputy Animal Control		1
Allen Alpaugh	Deputy Animal Control (15 hrs/wk)	1	
Christine Campanello	Deputy Animal Control	1	
		<hr style="width: 100%; border: 0.5px solid black;"/>	<hr style="width: 100%; border: 0.5px solid black;"/>
		2	2
FIRE			
<u>Fire Prevention Bureau</u>			
Richard Briant	Fire Code Official		1
Ted Carman	Fire Code Inspector (15 hrs/wk)	1	
Chris Ariemma	Fire Code Inspector (15 hrs/wk)	1	
		<hr style="width: 100%; border: 0.5px solid black;"/>	<hr style="width: 100%; border: 0.5px solid black;"/>
		2	1
PARKS, RECREATION, & COMMUNITY SERVICES			
Russ Newman	Director of Parks/Recreation/Community Service		1
Jeanne Montemarano	Asst. Director of Parks/Recreation/Community Service		1
Barbara Lukavich	Parks and Recreation Coordinator		1
Donna Moser	Rompers Teacher/Sec		1
Stacey Hemmes	Dept. Secretary		1
Susan Seipel	Bookkeeper		1
Vivian Lenyk	Community Theatre		1
Tina Gangemi	Asst. Rompers Teacher (24 hrs/wk)	1	
Roslyn Brown	Recreation Worker - Playhouse (5 hrs/wk)	1	
Winifred Swiss	Recreation Worker - Playhouse (as needed)	1	
Anne Schoolderman	Bus Driver (25 hrs/wk)	1	
Christopher Stinson	Bus Driver (25 hrs/wk)	1	
Donna Finkelstein	Brundage Theater Box Office Attendant (3 Hrs/Wk)	1	
Jean Devlin	Art Instructor/Coordinator (10 hrs/wk)	1	
Laurel Clark	Art Instructor (6 hrs/wk)	1	
Leah Tomaino	Art Instructor (6 hrs/wk)	1	
Debbie Sasaki	Art Instructor/Assistant (2 hrs/wk)	1	
Kelly Varga	Art Instructor/Assistant (4 hrs/wk)	1	
Sandra Burns-Schaptl	Art Assistant (6 hrs/wk)	1	
Cathy Demers	Art Assistant (2 hrs/wk)	1	
Madeline Frankel	Art Assistant (2 hrs/wk)	1	
Sarah Hart	Art Assistant (6 hrs/wk)	1	
Bridget Mooney	Art Assistant (2 hrs/wk)	1	
Kelly Mulligan	Art Assistant (2 hrs/wk)	1	
Gloria Quann	Art Assistant (2 hrs/wk)	1	
Schaffer, Jennifer	Art Assistant (2 hrs/wk)	1	
Caroline Whiting	Art Assistant (2 hrs/2k)	1	
		<hr style="width: 100%; border: 0.5px solid black;"/>	<hr style="width: 100%; border: 0.5px solid black;"/>
		20	7
<u>Parks</u>			
Michael Muldoon	Park Mtce. Supervisor		1
Charles Novak	Park Mtce. Foreman		1
Anthony Pizzo	Mtce Worker II		1
Donald Hart	Mtce Worker		1
Marcus Hoadley	Mtce Worker		1

RANDOLPH TOWNSHIP
EMPLOYEE LISTING
2014

<u>Name</u>	<u>Title</u>	<u>PT</u>	<u>FT</u>
Douglas Moore	Mtce Worker		1
Edward Ventresca	Mtce Worker		1
Patrick Werner	Mtce Worker		1
Arthur Zepp	Mtce Worker		1
			<hr style="width: 100%; border: 0; border-top: 1px solid black; margin-bottom: 5px;"/> 9

WATER & SEWER

Brian Walsh	Foreman		1
Charles Crossan	EquipmentOperator/Special Projects Foreman		1
Michael Donahue	Tech		1
Michael Sellari	Tech		1
Michael Marks	Tech/Operator		1
Ralph Kay	Tech		1
			<hr style="width: 100%; border: 0; border-top: 1px solid black; margin-bottom: 5px;"/> 0 6

TOTAL	44	121
--------------	-----------	------------

*SPLIT APPROPRIATIONS BETWEEN CURRENT BUDGET AND WATER & SEWER.